



T800 Series //

Conventional Equipment

Reference Guide

Index

- Section 1: Introduction
Guide to the Conventional T800 Equipment Questionnaire
Conventional T800 Equipment Questionnaire
Order Number System
Rack and Function Cross-Reference Chart
Rack Components Weights
- Section 2: Rack Configurations
- Section 3: Rack Power Supply Options
- Section 4: Guide Assemblies (Pending)
- Section 5: Rack Backplanes (Pending)
- Section 6: Personality Boards (Pending)
- Section 7: Ancillary Modules (Pending)
- Section 8: Modules (Pending)



T800 Series //
Conventional Equipment
Reference Guide

Introduction

T800 Conventional Equipment

This publication contains relevant reference information for Tait's T800 Conventional product range. It will be updated as equipment is modified or new features are introduced.

It is intended to show only standard options. There is provision to 'mix & match' up to seven modules in a rack to produce combinations for customised solutions.

Tait System Solutions are open-ended.

As well as information about the equipment there is also an order form and detailed instructions on how to fill in the order form.

**If you cannot find a solution,
Please contact Custom Solutions.**

Contact Details

Chris Quinlivan Conventional Systems Manager

Alana Mehrtens Technical Illustrator

535 Wairakei Rd
PO Box 1645
Christchurch
New Zealand

Telephone: (64) (3) 3583399
Facsimile: (64) (3) 358 2825
E-mail: conventional.system@tait.co.nz

Document Control

The initial release of this guide will be a hard copy delivered to Customer Service Organisations and other relevant people within the Tait organisation.

In the interests of improving the performance, reliability or servicing of the equipment, Tait Electronics Limited reserve the right to update the equipment or this document or both without prior notice.

The Master copy will be available on the Tait Electronics Ltd Customer Service web site.

Changes will be notified to all document holders who will be responsible for updating these changes from the web site.



**Guide and Purpose
for
Conventional T800 Equipment Questionnaire**

The purpose of this questionnaire is to assist the staff of TEL to get as much information as possible from you at the start of your enquires or order request for equipment that is to be SET-UP BY TEL. The accurate completion of this form will speed up processing time and ensure delivery of the correct equipment.

PART 01. (WHAT IS REQUIRED)

This is to immediately identify the quantity and what sort of configuration or equipment is required.

PART 02. (FREQUENCY BAND REQUIRED)

This is to indicate which frequency band the equipment is required to operate in. It also gives the equipment type required.(for Series I the last four digits are not needed). In some cases there will be a need for Transmitter and Receiver to be in different bands; this will not affect the Rackframe required.

ENSURE EQUIPMENT STATED IS TYPE APPROVED FOR COUNTRY OF USE.

PART 03. (DO YOU KNOW WHAT IS REQUIRED)

The completion of this section in full is not always essential but the more information you provide will assist the Technician in correctly configuring the Rackframe to your requirements.

SPEAKER PANELS ARE FITTED AS STANDARD WHERE APPROPRIATE

In the Rackframe line for part number you may put the code for the configuration required, these codes can be found in the T800 Series II Conventional Equipment Reference Guide, Section 1. If you do not have an TEL code, you may enter either the high level T number, if known. These are also in the Reference Guide, Section 2, or enter “do not know” and leave the selection of Rackframe to TEL who will select the appropriate configured Rackframe to meet your requirements, based on the rest of the information provided in this section.

For the rest of the requirements, indicate the quantities required in the appropriate box for the module that you would like to be fitted into the Rackframe, remembering there is only sufficient room to fit 7 x 60mm modules. Doing this will help TEL ensure that if a Rackframe has been mentioned it can support your requirements. If no standard Rackframe exists that will fulfil your needs, then TEL can engineer a configuration to satisfy your requirements.

PART 04 (EQUIPMENT TYPE REQUIRED)

This is to indicate the preferred type of equipment you require, remembering that eventually all types will be Series II. Ensure type ordered are Type Approved for Country of use.

PART 05 (DO YOU KNOW THE FREQUENCIES)

This information can be helpful as sometimes the auxiliary equipment can be frequency-dependent, ie; Duplexer/Splitters, etc.

PART 06 (AUXILIARY EQUIPMENT)

The information provided in this section ensures that the auxiliary equipment asked for is appropriate for the frequency band that the rest of the equipment is to operate in.

PART 07 (ANCILLARY EQUIPMENT)

This section is to advise TEL of the maintenance support equipment required.

PART 08 (BRIEF DESCRIPTION)

This section is to enable you to give TEL a quick operational requirement and provide sketches if deemed necessary on the information sheet provided.

PART 09 (ADDITIONAL COMMENTS)

This section is to allow you to provide any extra information you think TEL will require.

PART 10

This is to inform TEL of your required delivery DATE .

PART 11 (TRANSMITTER/EXCITER PARAMETERS)

This section is to allow you to inform TEL of operational parameters for the equipment.

By ticking the STANDARD box you are indicating that all parameters required are as stated in the Set-up procedure in the appropriate equipment manual, and the frequency/frequencies required are as stated in PART 05. If no frequencies are stated in Part 05 then the equipment is to be Set-up on TEST frequencies.

By ticking the CUSTOMISED box you are indicating special requirements are needed. You must then fill in all the required details in the boxes below to allow TEL to set-up the equipment to those specifications and options, and to supply any other information that may be required by TEL.

PART 12 (RECEIVER PARAMETERS)

Same as above.



CONVENTIONAL T800 EQUIPMENT

Customer Information:

Date: _____

Customer / C.S.O	
From:	
Purchase Order Number:	
TEL Quote Reference:	
TEL Staff Responsible:	

This form has been devised to assist in clearly identifying the Product required, and its operational parameters if being **BUILT and TESTED by TEL.**

DO YOU REQUIRE RACKS and MODULES? **DO YOU REQUIRE MODULES ONLY?**
 (Please continue on this page) (TEL to Set-up, Please go to PART 04)

PART 01. WHAT IS REQUIRED?

Base Station Portable Slimline To Operate as a Repeater Yes No

TOTAL QUANTITY REQUIRED :- _____

PART 02. FREQUENCY BAND REQUIRED ?

66- 88Mhz <input type="checkbox"/>	(T82n-xx-xxxx)	220-244Mhz <input type="checkbox"/>	(T86n-xx-xxxx)	440-480Mhz <input type="checkbox"/>	(T85n-xx-xxxx)
136-156Mhz <input type="checkbox"/>	T83n-xx-xxxx)	243-270Mhz <input type="checkbox"/>	(T86n-xx-xxxx)	480-520Mhz <input type="checkbox"/>	(T85n-xx-xxxx)
148-174Mhz <input type="checkbox"/>	(T83n-xx-xxxx)	330-380Mhz <input type="checkbox"/>	(T87n-xx-xxxx)	800-880Mhz <input type="checkbox"/>	(T88n-xx-xxxx)
174-225Mhz <input type="checkbox"/>	(T37n-xx)	400-440Mhz <input type="checkbox"/>	(T85n-xx-xxxx)	870-960Mhz <input type="checkbox"/>	(T88n-xx-xxxx)

ARE REQUIRED MODULES TYPE APPROVED, COUNTRY OF USE :- _____

PART 03. DO YOU KNOW WHAT IS REQUIRED PER RACK?

Description	Option Required	Qty (/ Rack)	Part Number	Total (Qty x No of racks)
Rackframe				
Receiver				
Transmitter				
Exciter				
Power Amplifier	50 Watts			
	70 / 100 Watts			
Power Supply	AC for _____ Volts			
	External 13.8V Supply			
	Battery			
Converter	12/12, 24/12, 48/12			
Circuit Breaker	10Amp, 20Amp or 30Amp			
Alarm Unit				
Monitor Unit				
Tone Remote				
Combiner 200W				
Hi Stability Osc				
Channel Panel	10 Channel / 100 Channel			
Cooling Fan	Single or Double			
Relay-50 W Max				
Duplexer	Tx/Rx Frequencies required			
Duplexer Cradle	(T800-42-0001)			
Blank Panel	(316-06615-00)			
Speaker Panel	Single/selectable			
Option				

PART 04. EQUIPMENT TYPE REQUIRED :- SERIES I SERIES II

PART 05. DO YOU KNOW THE FREQUENCIES AT THIS TIME?

No To be advised Attached
 Yes
 Tx _____ MHz CTCSS _____ Hz
 Rx _____ MHz CTCSS _____ Hz

Channel Panel Eprom Info To be advised Attached

PART 06. AUXILLIARY EQUIPMENT :-

Description	OPTION REQUIRED	Qty	Part Number
Automatic Changeover Unit	For Freq:- _____ Mhz		
	Power Monitor Kit		
	Installation Kit		

PART 07. ANCILLIARY EQUIPMENT :-

Description	Qty	Part Number
Cabinet		
Microphone		
Programming Software		
Module Extender with 2 D Ranges(standard)		
Module Extender with 11 way D Range(QS)		
Service Manuals		

PART 08.

BRIEF DESCRIPTION : (Diagram / Information Sheet Attached?) Yes No

PART 09.

ADDITIONAL COMMENTS :-

PART 10.

DATE REQUIRED _____

PART 11.

TRANSMITTER/EXCITER PARAMETERS :-

STANDARD
(As Manual)

CUSTOMISED
(Identify Requirements)

Channel Spacing :	12.5 kHz <input type="checkbox"/>
	20.0 kHz <input type="checkbox"/>
	25.0 kHz <input type="checkbox"/>
Other _____ kHz	<input type="checkbox"/>
Frequency Stability : (VHF)	2.5 ppm <input type="checkbox"/>
	1.5 ppm <input type="checkbox"/>
(UHF)	1.0 ppm <input type="checkbox"/>
External Reference	<input type="checkbox"/>
Transmitter Power :	25 Watts <input type="checkbox"/>
	50 Watts <input type="checkbox"/>
(For 800MHz Max 70W)	70 Watts <input type="checkbox"/>
	100 Watts <input type="checkbox"/>
Other _____ Watts	<input type="checkbox"/>
Number of Channels :	Single <input type="checkbox"/>
(Freq _____ MHz)	<input type="checkbox"/>
	Multiple <input type="checkbox"/>
	(Pattern Required)
Line Level : _____ dBm	

C.T.C.S.S. :	No <input type="checkbox"/>
	Yes <input type="checkbox"/>
	Single <input type="checkbox"/>
(Freq _____ Hz)	<input type="checkbox"/>
	Multiple <input type="checkbox"/>
	(Pattern Required)
Tx Time Out :	Disabled <input type="checkbox"/>
	Enabled <input type="checkbox"/>
(Max Time 5 mins) Duration _____ Mins	
Tx Tail Time :	Disabled <input type="checkbox"/>
	Enabled <input type="checkbox"/>
(Max Time 5 secs) Duration _____ Secs	
Audio Response :	Pre-emphasised <input type="checkbox"/>
	Flat <input type="checkbox"/>
Special Modifications	No <input type="checkbox"/>
	Yes <input type="checkbox"/>
	Refer to Part 08

PART 12.

RECEIVER PARAMETERS :-

STANDARD
(As Manual)

CUSTOMISED
(Identify Requirements)

Channel Spacing :	12.5 kHz <input type="checkbox"/>
	20.0 kHz <input type="checkbox"/>
	25.0 kHz <input type="checkbox"/>
Other _____ kHz	<input type="checkbox"/>
Frequency Stability : (VHF)	2.5 ppm <input type="checkbox"/>
	1.5 ppm <input type="checkbox"/>
(UHF)	1.0 ppm <input type="checkbox"/>
External Reference	<input type="checkbox"/>
Number of Channels :	Single <input type="checkbox"/>
(Freq _____ MHz)	<input type="checkbox"/>
	Multiple <input type="checkbox"/>
	(Pattern Required)
Line Level : _____ dBm	
Gating Operating Level : _____	

C.T.C.S.S. :	No <input type="checkbox"/>
	Yes <input type="checkbox"/>
	Single <input type="checkbox"/>
(Freq _____ Hz)	<input type="checkbox"/>
	Multiple <input type="checkbox"/>
	(Pattern Required)
Audio Response :	De-emphasised <input type="checkbox"/>
	Flat <input type="checkbox"/>
R.S.S.I. : (UHF Equipment Only)	No <input type="checkbox"/>
Note:All other equipment has RSSI as standard	Yes <input type="checkbox"/>
Special Modifications	No <input type="checkbox"/>
	Yes <input type="checkbox"/>
	Refer to Part 08

Purchase Order Number _____

SYSTEM BLOCK DIAGRAM (OPTIONAL)

T800S// Numbering System

Conventional Rack Systems ordered from RSD using the adjacent Numbering System will be configured as follows:

Rack Configuration

The Racks used in these configurations are as per Section 2 of this guide, which illustrates the factory default specifications.

Each Rack is fully wired and set-up for AC or DC power supply options. (Refer to Section 3).

A Speaker / Programming Port Panel and all required Blank Panels and are fitted as standard to each rack as required. Receiver, transmitter, PA, power supply, etc. must be ordered separately.

If the System Type is code "B", a co-axial relay is fitted as standard. If any other code is used, then relays must be requested if required.

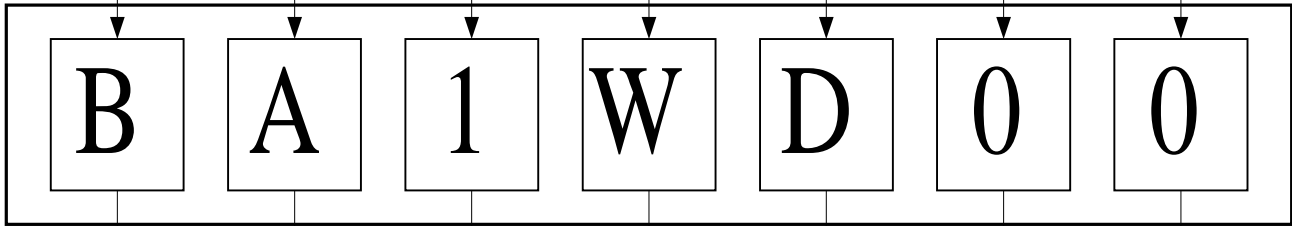
Module Configuration

All Rx and Ex/Tx modules are fitted with second D-ranges as Standard. ie.(T8XX-XX-0200)

All technical information on this Rack configuration is available from RSD.

Order Number System

14/12/1999



- B = Base Station (T800-22-XXXX)
- R = Repeater (T800-22-XXXX)
- S = Slimline (T800-23-0000)
- P = Portable (T800-25-XXXX)
- T = Tone Remote (T800-27-XXXX)
- D = Dual Base (T800-22-001X)
- Q = Quasi-Sync (T800-24-XXXX)
- H = HSO Rack (T800-28-XXXX)
- L = Liberty (T800-56-XXXX)

- A = 66 - 88 MHz (T82x-xx)
- B = 136 - 156 MHz (T83x-1x)
- C = 148 - 174 MHz (T83x-2x)
- D = 400 - 440 MHz (T85x-1x)
- E = 440 - 480 MHz (T85x-2x)
- F = 480 - 560 MHz (T85x-3x)
- G = 800 - 880 MHz (T88x-1x)
- H = 870 - 960 MHz (T88x-2x)
- I = 220 - 244 MHz (T86x-1x)
- J = 243 - 270 MHz (T86x-2x)
- K = 265 - 285 MHz (T86x-3x)
- L = 330 - 380 MHz (T87x-2x)

- 1 = 25 Watts
- 2 = 50 Watts
- 3 = 90 or 100 Watts
- 4 = 5 Watts

- N = 12.5 kHz
- M = 20 kHz
- W = 25 kHz
- E = 50 kHz

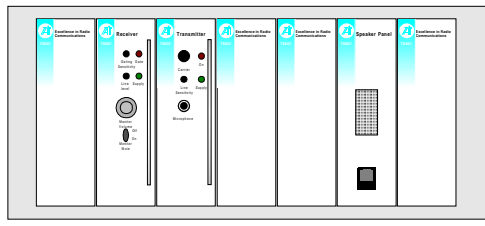
- A = Power Supply (T807-10-0000)
- B = Slimline Power Supply (T807-23-0010)
- D = DC External Power supply (T808-10-0000)

- 0 = No Duplexer Fitted
 - 1 = 50 Watt Duplexer Fitted
 - 2 = Coaxial Relay
- This item code is always set to (0) for Slimline configurations.
- If Duplexer item code is set to (1), then Base/Repeater/Slimline Requirement sheet must be completed.

- 0 = No Ancillary Option
- 1 = Circuit Breaker Panel (T800-17-00XX)
- 2 = Tx/Rx Metering & Monitor Unit (T818-01-0000)
- 3 = Multi-Channel Panel (100 CH) (TA087-01-0000)
- 4 = Multi-Channel Panel (10 CH) (TA387-01)
- 5 = Alarm Module (TA136-02-0000)

Example: BA1WD00

- B = Base Station
- A = 66 -88 MHz
- 1 = 25 Watts
- W = 25 kHz
- D = DC External Power supply Fitted
- 0 = No Duplexer Fitted
- 0 = No Ancillaries Fitted



Equipment list

- T825-10-0200
- T826-10-0200
- T800-22-0000

This set-up comes complete with all required Blank Panels and a Speaker/Programming Panel

Rack and Function Cross-Reference Chart

Relevant Module T number	Cross-Reference Section	Module Function																						
	2		T800 - 22 - 0x00	T800 - 22 - 0x06	T800 - 22 - 0x10	T800 - 22 - 0x11	T800 - 22 - 0x12	T800 - 22 - 0x13	T800 - 22 - 0x14	T800 - 22 - 0x15	T800 - 22 - 0x16	T800 - 22 - 0x17	T800 - 22 - 0x18	T800 - 22 - 0x20	T800 - 22 - 0x21	T800 - 22 - 0x22	T800 - 22 - 0x23	T800 - 22 - 0x24	T800 - 23 - 0000	T800 - 23 - 0001	T800 - 23 - 1001			
		Single system	●	●	●			Superceded by T800-22-0x16					Superceded by T800-22-0x14											
		Dual system							●		●	●			●									
		Receive only				●	●																	
		Transmit only																						●
T8n6 -	8	25W Transmit	●	●	●					●	●					●	●	●		●	●	●	●	●
T8n7 - T8n7 -	8	50W Transmit	●		●							●				●		●		●				
T8n7 - T8n7 -	8	100W Transmit	●		●									●										
		All Power options	●	●	●	●	●		●		●			●				●	●		●			
		Limited power options								0 1 3				0 2 3 5	1 4	1 4			Ext DC	AC	AC			
	7	Converter	●	●	●	●	●		●	●				●				●	●					
		Changeover interface	●	●	●				●	●	●			●	●	●	●	●	●					
	8	Circuit breaker													●	●								
	7	Optional Duplexer	●	●	●				●					●	●	●	●	●						
	7	Optional relay	●	●	●				●	●	●			●	●	●	●	●	●	●	●			
	7	Optional CH/PNL			●	●	●		●					●	●	●	●	●						
		Portable																						
	8	T803 Remote/Alarm																						
		Quasi Sync																						
	8	Alarms (TA136)				●											●	●						
	8	Speaker	●	●	●	●	●		●	●	●			●	●	●	●	●	●	●	●			
	8	Monitor (T818)												●	●	●								
	8	Paging																						
		Fylde TSC Interface																						
		Slimline																	●	●				

T800 Series// Rack and Module Weights

	Weight (kg)	0.00
Rackframe		
to house 2 modules	3.60	
to house 3 modules	4.15	
to house 4 modules	4.70	
to house 5 modules	5.25	
to house 6 modules	5.80	
to house 7 modules	6.35	
T8n5 Receiver	2.20	
T8n6 Transmitter	2.05	
T8n7 Exciter	2.05	
50W Power Amplifier	3.20	
100W Power Amplifier	3.55	
T80n Power Supply	2.30	
Circuit breaker	0.50	
DC Converter Module	0.90	
TA136 Alarm Unit	0.85	
T818 Monitor	0.95	
TA807 Channel Panel	0.35	
TA320 Combiner	2.80	
Duplexer	1.15	
Duplexer Cradle	0.55	
T803 Tone Remote / Alarm	1.55	
T801-20 High Stability Oscillator	1.50	
Portable Repeater Case		
to house 3 modules (Standard)	6.00	
to house 4 modules	6.15	
2 Batteries (Standard)	5.60	



AIT
T800 //

T800 Series //

Conventional Equipment
Reference Guide

Rack Configuration

T800-22-0x00

A standard single channel rack for repeater or base station use; up to 100 Watt output.

Operational Characteristics

- Single channel
- Up to 100W with option of Transmitter or Exciter / PA combination
- Speaker / Programming panel
- DC line fuse
- Earth stud
- Backplane interface

Power Supply Options

- x = 0 AC only
- x = 1 External DC only
- x = 2 AC and External DC
- x = 3 AC and Battery
- x = 4 External DC and Battery
- x = 5 AC and External DC and Battery

Configuration Options

- Duplexer
- Coaxial Relay
- Fans - single or double
- Interfaces to Changeover Module TA703-00-xxxx using TA703-11-0010 installation kit
- microphone
- DC converter

Mechanical Characteristics

- 5 Rack Units x 19" rack to house up to 7 modules
- Size
 - Height - 222mm
 - Width - 482mm
 - Depth - 322mm plus 50mm clearance space
- Weight – (rackframe with modules shown)
 - 25W - 11.25kg
 - 50W - 14.45kg
 - 100W - 14.80kg

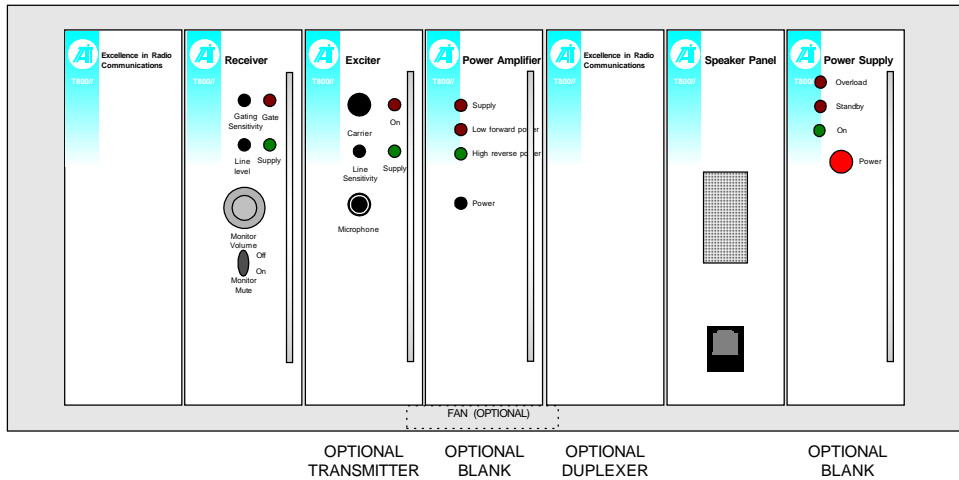
NOTE: This product offers the versatility of fitting personality boards to provide customised solutions for specific requirements.

Refer to RSD for design and build of personality boards.

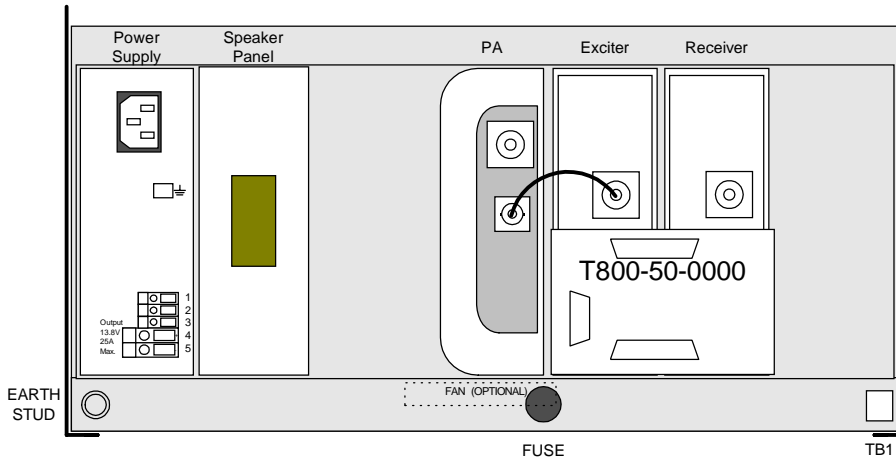
Rack "Items Supplied as Standard" does not include modules other than those listed on the drawing.

(Receiver, transmitter, PA, power supply, etc. must be ordered separately.)

FRONT VIEW



REAR VIEW



REFER TO SECTION 3 OF THE REFERENCE GUIDE FOR POWER RAIL OPTIONS

OUTPUT ONLY 13.8V MAX 2 AMPS

ITEMS SUPPLIED AS STANDARD

PART NUMBER	DESCRIPTION	QTY	REFERENCE
T800-22-0004	RACK, FRAME ONLY, ASSEMBLED	1	SECTION 4
T800-41-0002	DOUBLE GUIDE KIT	1	SECTION 4
T800-45-0000	GUIDE PA 50W KIT	1	SECTION 4
T800-44-0000	T800 PS GUIDE KIT	1	SECTION 4
T800-15-0000	SPEAKER / PROGRAM PANEL	1	SECTION 8
T800-40-0000	FIXING KIT ONLY	1	SECTION 4
T800-40-0001	BLANKING BRACKET / FRONT PANEL	2	SECTION 8
T800-50-0000	BACKPLANE	1	SECTION 5
X800-90-0000	POWER RAIL (STANDARD)	1	SECTION 3



TAIT
Radio Communications
Christchurch
New Zealand

5	Drawing name changed	AMM	ABB	26/11/99
4	Drawing No changed and Ref. added	AMM	ABB	24/8/99
3	Parts list added	AMM	ABB	8/3/99
2	Change of Title	AMM	ABB	14/12/98
1	Original	AMM	ABB	22/10/98
Version		Drawn	Checked	Date

TITLE: RACK, SNGL<100W, (OPT BD
DRAWING: T800-22-0x00 RACKFRAME

T800-22-0x06

A 25 Watt single channel rack for repeater or link use.

Operational Characteristics

- Single channel
- Up to 25W Transmitter Output
- Speaker / Programming panel
- DC line fuse
- Earth stud
- Backplane interface

Power Supply Options

- x = 0 AC only
- x = 1 External DC only
- x = 2 AC and External DC
- x = 3 AC and Battery
- x = 4 External DC and Battery
- x = 5 AC and External DC and Battery

Configuration Options

- Duplexer
- Coaxial Relay
- Fans - single or double
- Interfaces to Changeover Module TA703-00-xxxx using TA703-11-0010 installation kit
- Microphone
- DC converter

Mechanical Characteristics

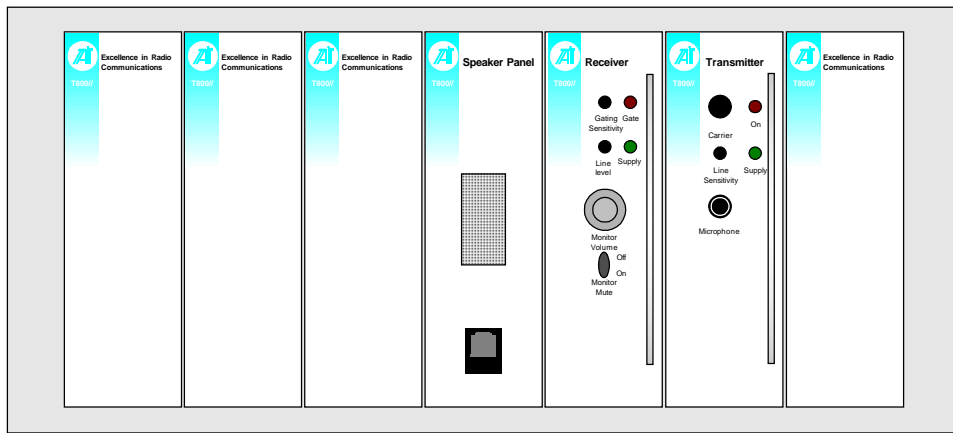
- 5 Rack Units x 19" rack to house up to 7 modules
- Size
 - Height - 222mm
 - Width - 482mm
 - Depth - 322mm plus 50mm clearance space
- Weight – (rackframe with modules shown)
7.85kg

NOTE: This product offers the versatility of fitting personality boards to provide customised solutions for specific requirements.
Refer to RSD for design and build of personality boards.

Rack "Items Supplied as Standard" does not include modules other than those listed on the drawing.

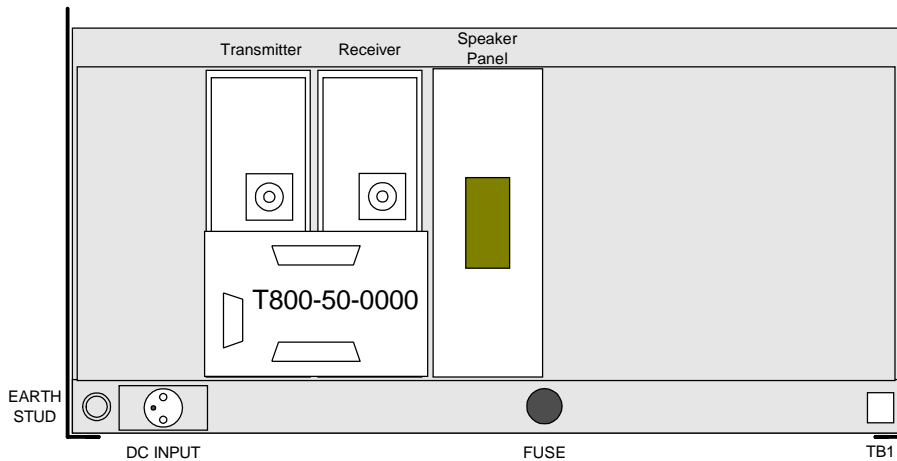
(Receiver, transmitter, PA, power supply, etc. must be ordered separately.)

FRONT VIEW



OPTIONAL
POWER
SUPPLY

REAR VIEW



REFER TO SECTION 3
OF THE
REFERENCE GUIDE
FOR
POWER RAIL OPTIONS

OUTPUT
ONLY 13.8V
MAX
2 AMPS

ITEMS SUPPLIED AS STANDARD			
PART NUMBER	DESCRIPTION	QTY	REFERENCE
T800-22-0004	RACK, FRAME ONLY, ASSEMBLED	1	SECTION 4
T800-41-0002	DOUBLE GUIDE KIT	1	SECTION 4
T800-15-0000	SPEAKER / PROGRAM PANEL	1	SECTION 8
T800-40-0000	FIXING KIT ONLY	1	SECTION 4
T800-40-0001	BLANKING BRACKET / FRONT PANEL	4	SECTION 8
T800-50-0000	BACKPLANE	1	SECTION 5
X800-91-0005	POWER RAIL (STANDARD)	1	SECTION 3



TAIT
Radio Communications
Christchurch
New Zealand

Version	Description	Drawn	Checked	Date
3	Parts list amended	AMM	ABB	28/1/00
3	Optional power supply added	AMM	ABB	22/12/99
2	Drawing No changes and Ref. added	AMM	ABB	24/8/99
1	Original	AMM	ABB	19/2/99

TITLE: RACK, RPT/LK 25W

DRAWING: T800-22-0x06

T800-22-0x10

A single channel repeater or base station rack based on the standard T800-22-0x00, with the option of fitting a Channel Panel.

Operational Characteristics

- Single channel
- Up to 100W with option of Transmitter or Exciter / PA combination
- Speaker / Programming panel
- DC line fuse
- Earth stud
- Backplane interface

Power Supply Options

- x = 0 AC only
- x = 1 External DC only
- x = 2 AC and External DC
- x = 3 AC and Battery
- x = 4 External DC and Battery
- x = 5 AC and External DC and Battery

Configuration Options

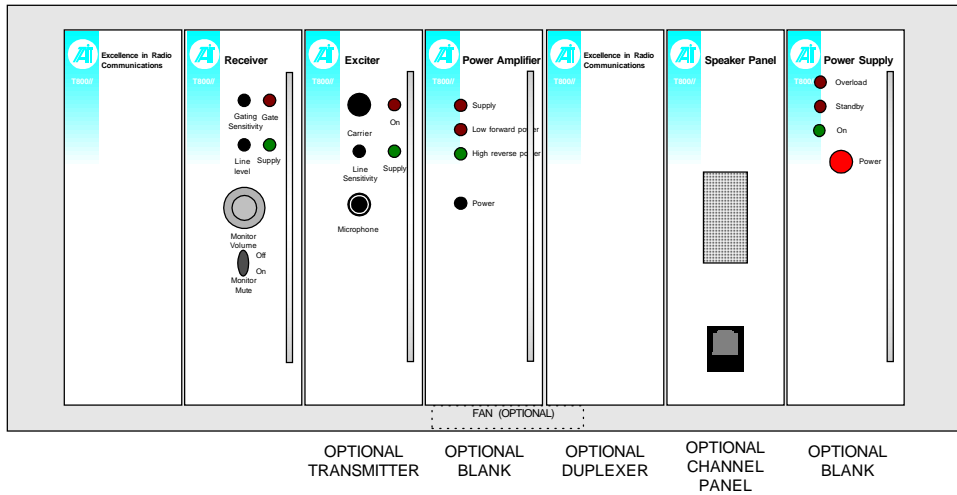
- Channel Panel
- Duplexer
- Coaxial Relay
- Fans - single or double
- Interfaces to Changeover Module TA703-00-xxxx using TA703-11-0011 installation kit
- microphone
- DC converter

Mechanical Characteristics

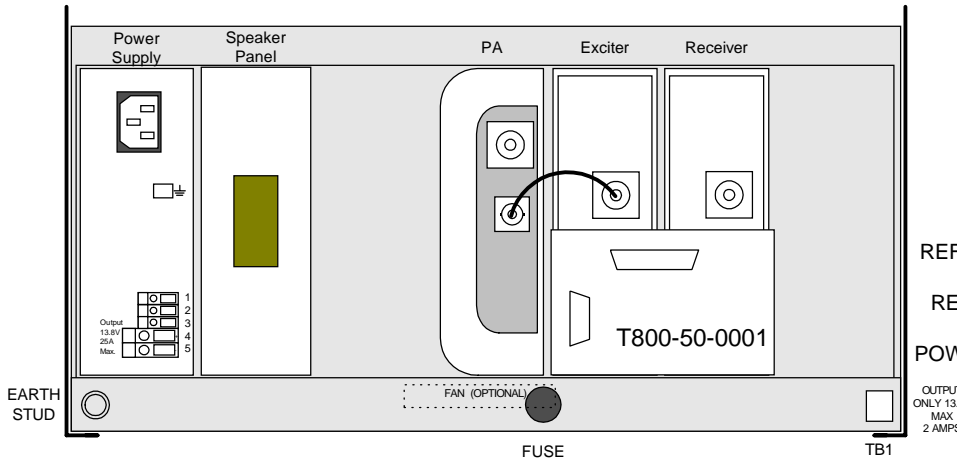
- 5 Rack Units x 19" rack to house up to 7 modules
- Size
 - Height - 222mm
 - Width - 482mm
 - Length - 322mm plus 50mm clearance space
- Weight – (rackframe with modules shown)
 - 25W - 11.25kg
 - 50W - 14.45kg
 - 100W - 14.80kg

**Rack "Items Supplied as Standard" does not include modules other than those listed on the drawing.
(Receiver, transmitter, PA, power supply, etc. must be ordered separately.)**

FRONT VIEW



REAR VIEW



REFER TO SECTION 3 OF THE REFERENCE GUIDE FOR POWER RAIL OPTIONS

OUTPUT ONLY 13.8V MAX 2 AMPS

ITEMS SUPPLIED AS STANDARD

PART NUMBER	DESCRIPTION	QTY	REFERENCE
T800-22-0004	RACK, FRAME ONLY, ASSEMBLED	1	SECTION 4
T800-41-0002	DOUBLE GUIDE KIT	1	SECTION 4
T800-45-0000	GUIDE PA 50W KIT	1	SECTION 4
T800-44-0000	T800 PS GUIDE KIT	1	SECTION 4
T800-15-0000	SPEAKER / PROGRAM PANEL	1	SECTION 8
T800-40-0000	FIXING KIT ONLY	1	SECTION 4
T800-40-0001	BLANKING BRACKET / FRONT PANEL	2	SECTION 8
T800-50-0001	BACKPLANE CH-PNL	1	SECTION 5
X800-90-0000	POWER RAIL (STANDARD)	1	SECTION 3



TAIT

Radio Communications
Christchurch
New Zealand

5	Drawing name changed	AMM	ABB	26/11/99
4	Drg No changed and Ref added	AMM	ABB	25/8/99
3	Parts list added	AMM	ABB	8/3/99
2	Change of Title	AMM	ABB	14/12/98
1	Original	AMM	ABB	21/10/98
Version		Drawn	Checked	Date

TITLE

RACK, SNGL<100W, (CH PNL)

DRAWING: T800-22-0x10 RACKFRAME

T800-22-0x11

A Receiver only rack with alarm outputs, AC power supply and dual battery back-up connections.

Operational Characteristics

- Receive only - up to 4 receivers
- Speaker / Programming panel - with Receiver Speaker Select Switch
- Alarm Panel
- DC line fuse
- Earth stud
- Backplane interface

Power Supply Options

- x = 0 AC only
- x = 1 External DC only
- x = 2 AC and External DC
- x = 3 AC and Battery
- x = 4 External DC and Battery
- x = 5 AC and External DC and Battery

Configuration Options

- Channel Panel
- Fans - single or double
- DC converter

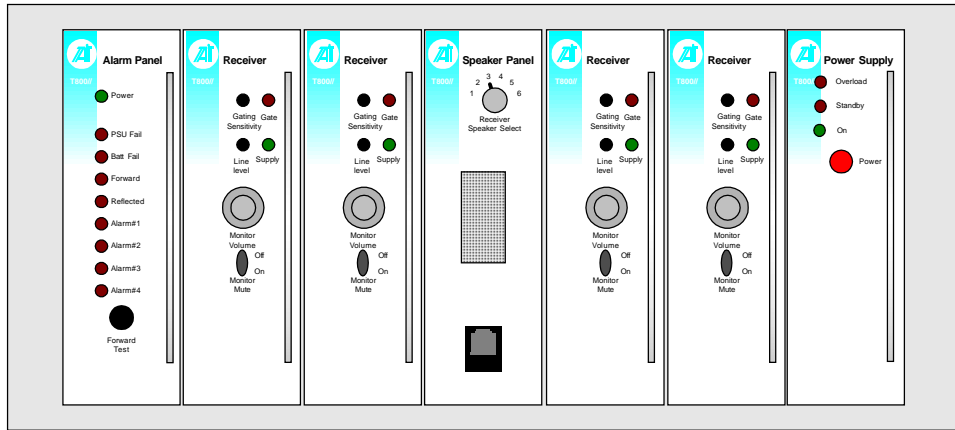
Mechanical Characteristics

- 5 Rack Units x 19" rack to house up to 7 modules
- Size
 - Height - 222mm
 - Width - 482mm
 - Depth - 322mm plus 50mm clearance space
- Weight – (rackframe with modules shown)
17.75kg

Rack "Items Supplied as Standard" does not include modules other than those listed on the drawing.

(Receiver, transmitter, PA, power supply, etc. must be ordered separately.)

FRONT VIEW

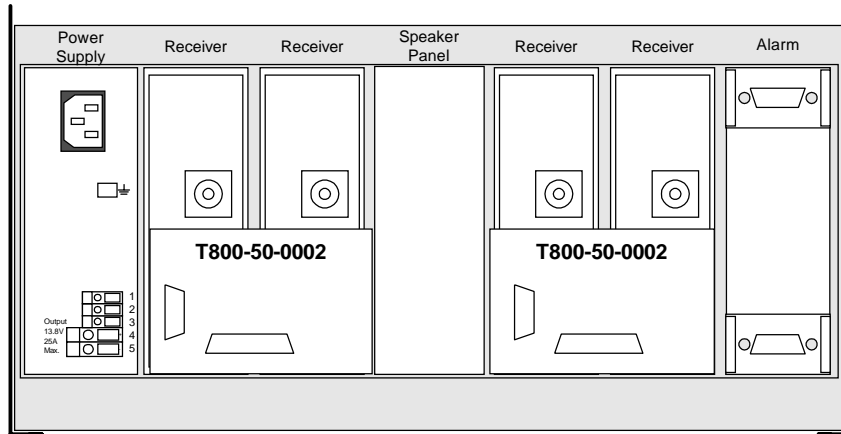


OPTIONAL CHANNEL PANEL

OPTIONAL BLANK

OPTIONAL BLANK

REAR VIEW



REFER TO SECTION 3 OF THE REFERENCE GUIDE FOR POWER RAIL OPTIONS

ITEMS SUPPLIED AS STANDARD

PART NUMBER	DESCRIPTION	QTY	REFERENCE
T800-11-0004	RACK, FRAME ONLY, ASSEMBLED 2 BATT BACK-UP	1	SECTION 4
T800-41-0002	DOUBLE GUIDE KIT	2	SECTION 4
T800-43-0000	GUIDE KIT T1500/300 DOUBLE 'D'	1	SECTION 4
T800-44-0000	T800 PS GUIDE KIT	1	SECTION 4
T800-15-0002	SPEAKER / PROGRAM PANEL WITH 6-WAY SWITCH	1	SECTION 8
T800-40-0000	FIXING KIT ONLY	1	SECTION 4
T800-50-0002	BACKPLANE	2	SECTION 5
X800-93-0001	POWER RAIL (STANDARD)	1	SECTION 3



TAIT
Radio Communications
Christchurch
New Zealand

Version	Drawn	Checked	Date
7	AMM	ABB	6/4/00
6	AMM	ABB	1/2/00
5	AMM	ABB	25/8/99
1	AMM	ABB	20/10/98

TITLE:
RACK, RX ONLY (4RX + AL)

DRAWING: T800-22-0x11

T800-22-0x12

Receive only rack similar to T800-22-0x11; but with no alarm outputs.

Operational Characteristics

- Receive only - up to 4 receivers
- Speaker / Programming panel - with Receiver Speaker Select Switch
- DC line fuse
- Earth stud
- Backplane interface

Power Supply Options

- x = 0 AC only
- x = 1 External DC only
- x = 2 AC and External DC
- x = 3 AC and Battery
- x = 4 External DC and Battery
- x = 5 AC and External DC and Battery

Configuration Options

- Channel Panel
- Fans - single or double
- DC converter

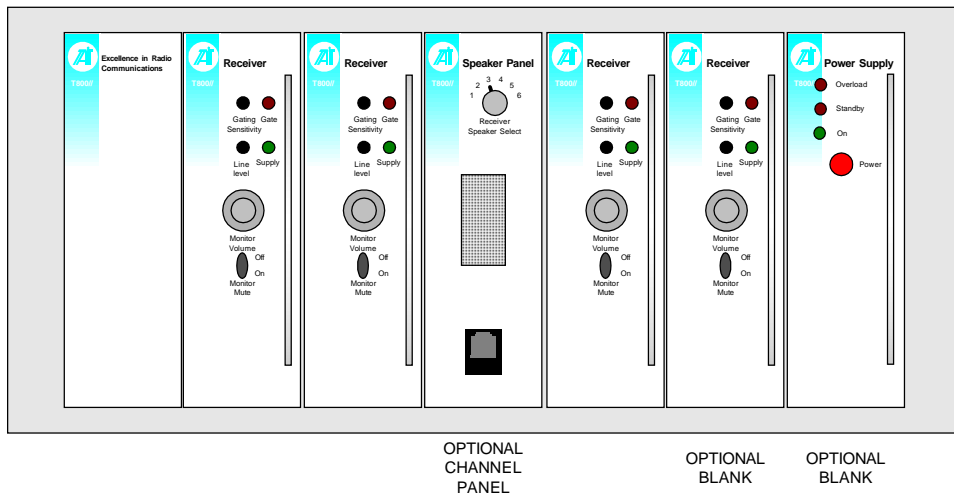
Mechanical Characteristics

- 5 Rack Units x 19" rack to house up to 7 modules
- Size
 - Height - 222mm
 - Width - 482mm
 - Depth - 322mm plus 50mm clearance space
- Weight – (rackframe with modules shown)
16.35kg

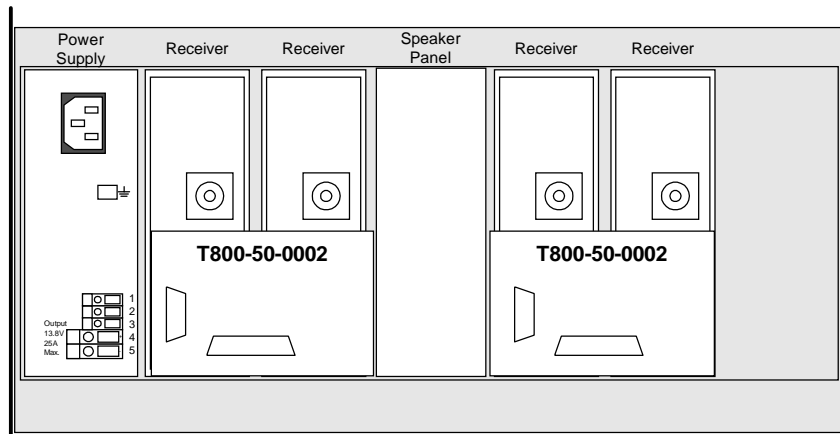
Rack "Items Supplied as Standard" does not include modules other than those listed on the drawing.

(Receiver, transmitter, PA, power supply, etc. must be ordered separately.)

FRONT VIEW



REAR VIEW



REFER TO SECTION 3 OF THE REFERENCE GUIDE FOR POWER RAIL OPTIONS

ITEMS SUPPLIED AS STANDARD			
PART NUMBER	DESCRIPTION	QTY	REFERENCE
T800-22-0004	RACK, FRAME ONLY, ASSEMBLED	1	SECTION 4
T800-41-0002	DOUBLE GUIDE KIT	2	SECTION 4
T800-44-0000	T800 PS GUIDE KIT	1	SECTION 4
T800-40-0001	BLANKING BRACKET / FRONT PANEL	1	SECTION 8
T800-15-0002	SPEAKER / PROGRAM PANEL WITH 6-WAY SWITCH	1	SECTION 8
T800-40-0000	FIXING KIT ONLY	1	SECTION 4
T800-50-0002	BACKPLANE	2	SECTION 5
X800-90-0001	POWER RAIL (STANDARD)	1	SECTION 3



TAIT
Radio Communications
Christchurch
New Zealand

5	Spk cabling note added	AMM	ABB	6/4/00
4	drg No changed and Ref added	AMM	ABB	25/8/99
3	Parts list added	AMM	ABB	8/3/99
2	Change of Title	AMM	ABB	14/12/98
1	Original	AMM	ABB	20/10/98
Version		Drawn	Checked	Date

TITLE: RACK, RX ONLY (4RX)

DRAWING: T800-22-0x12

T800-22-0x13

This rackframe has been superseded by T800-22-0x16.

T800-22-0x14

A dual 25 Watt channel rack, with AC power supply and DC battery back-up connections.

Operational Characteristics

- Dual channel
- 25W output
- Dual Speaker / Programming panel (switchable)
- DC line fuse
- Earth stud
- Backplane interface

Power Supply Options

- x = 0 AC only
- x = 1 External DC only
- x = 2 AC and External DC
- x = 3 AC and Battery
- x = 4 External DC and Battery
- x = 5 AC and External DC and Battery

Configuration Options

- Channel Panel
- Individual Speaker / Programming panels
- Duplexer
- Coaxial Relay
- Fans - single or double
- Interfaces to Changeover Module TA703-00-xxxx using TA703-11-0011 installation kit
- microphone
- DC converter

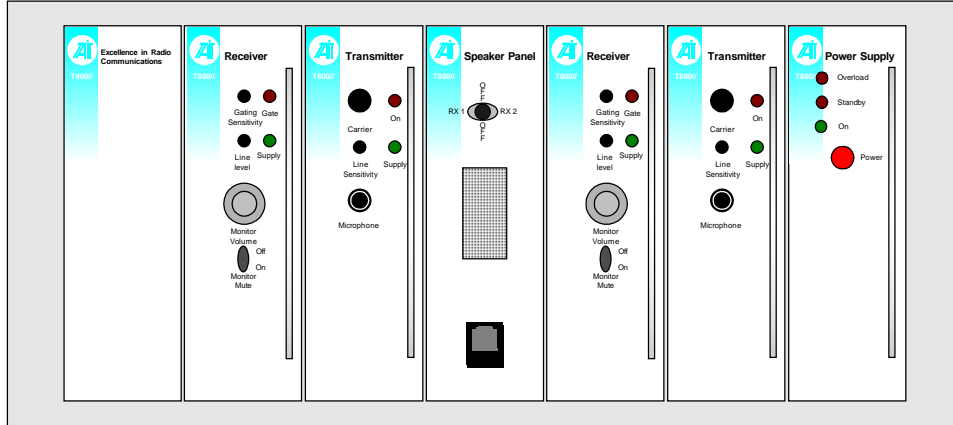
Mechanical Characteristics

- 5 Rack Units x 19" rack to house up to 7 modules
- Size
 - Height - 222mm
 - Width - 482mm
 - Depth - 322mm plus 50mm clearance space
- Weight – (rackframe with modules shown)
16.05kg

Rack "Items Supplied as Standard" does not include modules other than those listed on the drawing.

(Receiver, transmitter, PA, power supply, etc. must be ordered separately.)

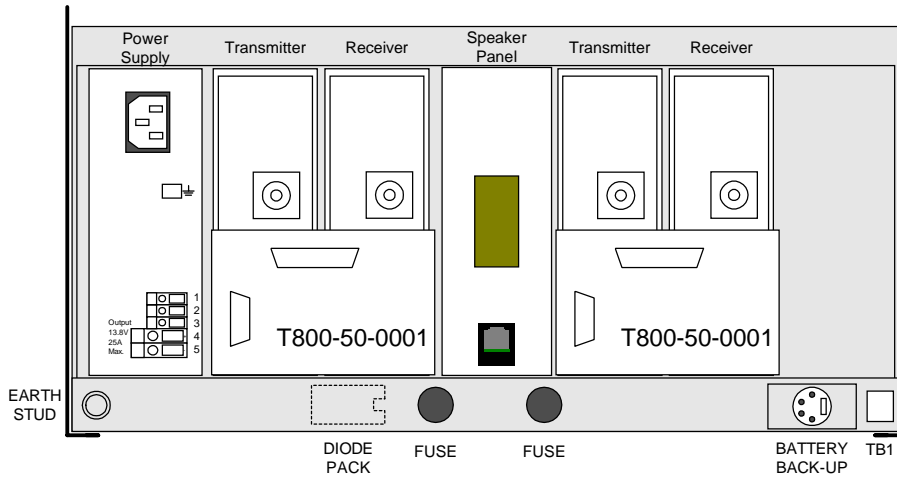
FRONT VIEW



OPTIONAL SPEAKER
(T800-15-0000)
OPTIONAL DUPLEXER
AND/OR CHANNEL PANEL

OPTIONAL SPEAKER
(T800-15-0000)
OPTIONAL DUPLEXER
AND/OR CHANNEL PANEL

REAR VIEW



REFER TO SECTION 3
OF THE
REFERENCE GUIDE
FOR
POWER RAIL OPTIONS

OUTPUT
ONLY 13.8V
MAX
2 AMPS

ITEMS SUPPLIED AS STANDARD			
PART NUMBER	DESCRIPTION	QTY	REFERENCE
T800-24-0004	RACK, FRAME ONLY, ASSEMBLED, BATTERY BACK-UP	1	SECTION 4
T800-41-0002	DOUBLE GUIDE KIT	2	SECTION 4
T800-44-0000	T800 PS GUIDE KIT	1	SECTION 4
T800-15-0003	SPEAKER / PROGRAM PANEL	1	SECTION 8
T800-40-0001	BLANKING BRACKET / FRONT PANEL	1	SECTION 8
T800-40-0000	FIXING KIT ONLY	1	SECTION 4
T800-50-0001	BACKPLANE	2	SECTION 5
X800-93-0001	POWER RAIL (STANDARD)	1	SECTION 3



TAIT
Radio Communications
Christchurch
New Zealand

5	Drg name changed	AMM	ABB	29/11/99
4	Dual spk replaced by switched spk	AMM	ABB	2/9/99
3	Drg No changed, ref added, PA, PS moved	AMM	ABB	25/8/99
2	Parts list added, fans removed	AMM	ABB	18/3/99
1	Original	AMM	ABB	12/1/99
Version		Drawn	Checked	Date

TITLE:
RACK, DUAL 2x25W, SPK SW

DRAWING: T800-22-0x14 RACKFRAME

T800-22-0x15

A dual 25 Watt channel rack with 2 separate power supplies, one for each channel. The speaker panel can be switched between receivers.

Operational Characteristics

- Dual channel
- 25W output
- Speaker / Programming panel, with Receiver Selectable Switch
- DC line fuse
- Earth stud
- Backplane interface

Power Supply Options

- x = 0 AC only
- x = 1 External DC only
- x = 2 AC and External DC Not available
- x = 3 AC and Battery
- x = 4 External DC and Battery Not available
- x = 5 AC and External DC and Battery Not available

Configuration Options

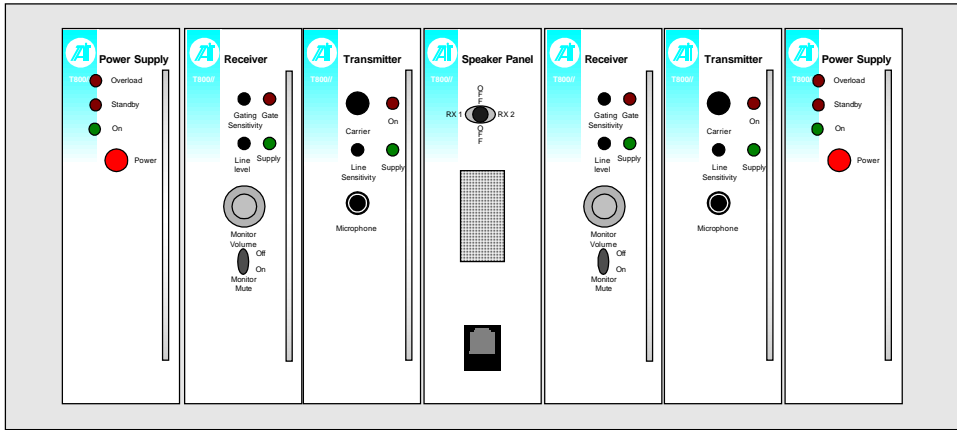
- Coaxial Relay
- Fans - single or double
- Interfaces to Changeover Module TA703-00-xxxx using TA703-11-0011 installation kit
- microphone
- DC converter

Mechanical Characteristics

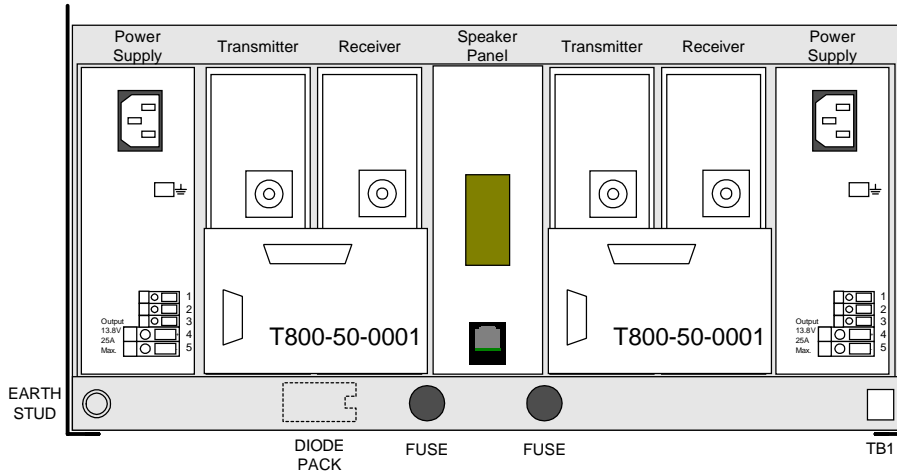
- 5 Rack Units x 19" rack to house up to 7 modules
- Size
 - Height - 222mm
 - Width - 482mm
 - Depth - 322mm plus 50mm clearance space
- Weight – (rackframe with modules shown)
16.6kg

**Rack "Items Supplied as Standard" does not include modules other than those listed on the drawing.
(Receiver, transmitter, PA, power supply, etc. must be ordered separately.)**

FRONT VIEW



REAR VIEW



REFER TO SECTION 3
OF THE
REFERENCE GUIDE
FOR
POWER RAIL OPTIONS

OUTPUT
ONLY 13.8V
MAX
2 AMPS

ITEMS SUPPLIED AS STANDARD

PART NUMBER	DESCRIPTION	QTY	REFERENCE
T800-24-0004	RACK, FRAME ONLY, ASSEMBLED	1	SECTION 4
T800-41-0002	DOUBLE GUIDE KIT	2	SECTION 4
T800-44-0000	T800 PS GUIDE KIT	2	SECTION 4
T800-15-0003	SPEAKER/PROGRAM PANEL WITH 3 POSITION SWITCH	1	SECTION 8
T800-40-0000	FIXING KIT ONLY	1	SECTION 4
T800-50-0001	BACKPLANE	2	SECTION 5
X800-22-0015	POWER RAIL (STANDARD)	1	SECTION 3



TAIT

Radio Communications
Christchurch
New Zealand

Version	Drawn	Checked	Date
3	AMM	ABB	29/11/99
3	AMM	ABB	25/8/99
2	AMM	ABB	3/2/99
1	AMM	ABB	12/1/99

TITLE:
RACK, DUAL 2x25 WATT, (2 P/SUP)

DRAWING: T800-22-0x15 RACKFRAME

T800-22-0x16

A dual 50 Watt channel rackframe.

Operational Characteristics

- Dual channel
- 50W output per channel
- Speaker / Programming panel, with Receiver Selectable Switch
- DC line fuse
- Earth stud
- Backplane interface

Power Supply Options

- x = 0 AC only
- x = 1 External DC only
- x = 2 AC and External DC
- x = 3 AC and Battery
- x = 4 External DC and Battery
- x = 5 AC and External DC and Battery

Configuration Options

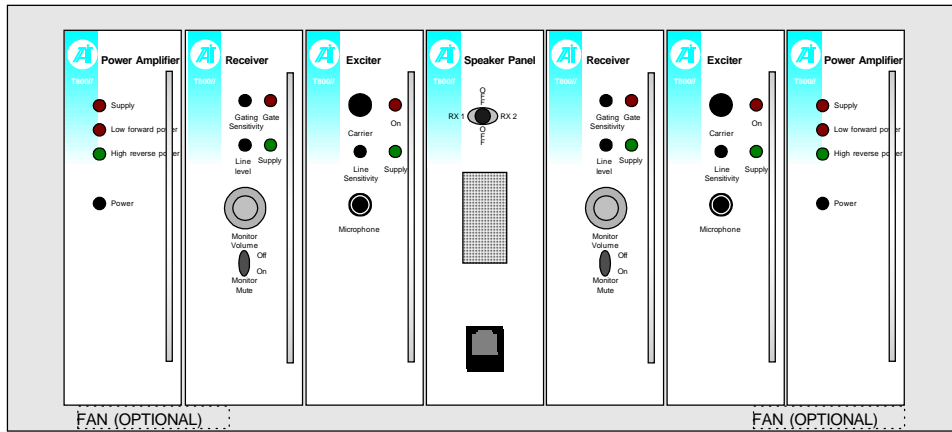
- Coaxial Relay
- Fans - single or double
- Interfaces to Changeover Module TA703-00-xxxx using TA703-11-0011 installation kit
- microphone

Mechanical Characteristics

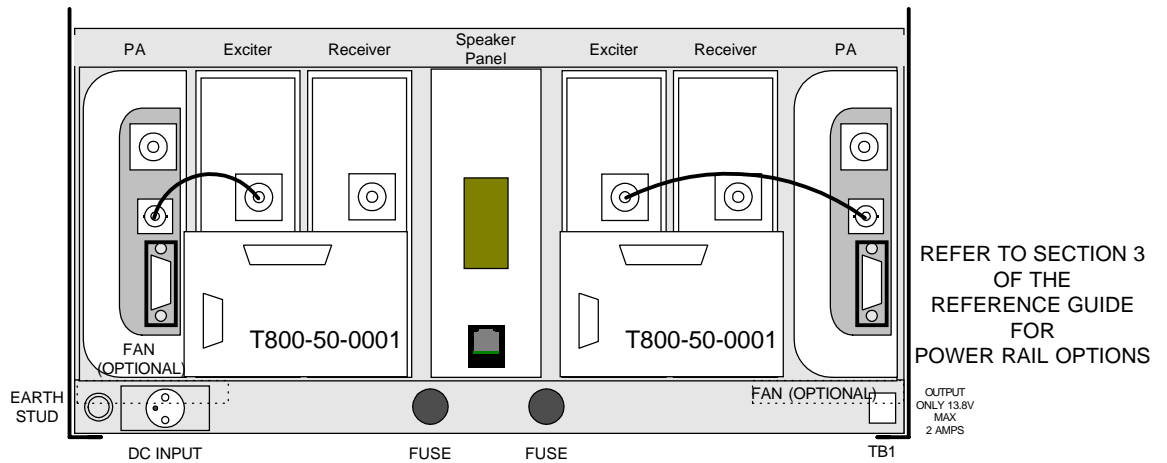
- 5 Rack Units x 19" rack to house up to 7 modules
- Size
 - Height - 222mm
 - Width - 482mm
 - Depth - 322mm plus 50mm clearance space
- Weight – (rackframe with modules shown)
20.7kg

**Rack "Items Supplied as Standard" does not include modules other than those listed on the drawing.
(Receiver, transmitter, PA, power supply, etc. must be ordered separately.)**

FRONT VIEW



REAR VIEW



The rack configuration has been changed to reduce the risk of overheating in some environments.
The optional fans should be fitted.

ITEMS SUPPLIED AS STANDARD			
PART NUMBER	DESCRIPTION	QTY	REFERENCE
T800-22-0004	RACK, FRAME ONLY, ASSEMBLED	1	SECTION 4
T800-41-0002	DOUBLE GUIDE KIT	2	SECTION 4
T800-45-0000	GUIDE PA 50W KIT	2	SECTION 4
T800-15-0003	SPEAKER/PROGRAM PANEL WITH 3 POSITION SWITCH	1	SECTION 8
T800-40-0000	FIXING KIT ONLY	1	SECTION 4
T800-50-0001	BACKPLANE	2	SECTION 5
X800-91-0002	POWER RAIL (STANDARD)	1	SECTION 3

 TAIT Radio Communications Christchurch New Zealand						TITLE: RACK, DUAL 2x50W, (SPK SWITCHED) DRAWING: T800-22-0x16 RACKFRAME
	3	Drg name changed	AMM	ABB	29/11/99	
	2	Drg No changed, Ref added, PA moved	AMM	ABB	25/8/99	
	1	Original	AMM	ABB	15/2/99	
Version		Drawn	Checked	Date		

T800-22-0x17

This rackframe has been superseded by T800-22-0x14.

T800-22-0x18

A dual channel rackframe suitable for Link and Repeater requirements:
one 50W and one 25W channel.

Operational Characteristics

- Dual channel
- 50W / 25W output
- Speaker / Programming panel, with Receiver Selectable Switch
- DC line fuse
- Earth stud
- Backplane interface

Power Supply Options

- x = 0 AC only
- x = 1 External DC only
- x = 2 AC and External DC
- x = 3 AC and Battery
- x = 4 External DC and Battery
- x = 5 AC and External DC and Battery

Configuration Options

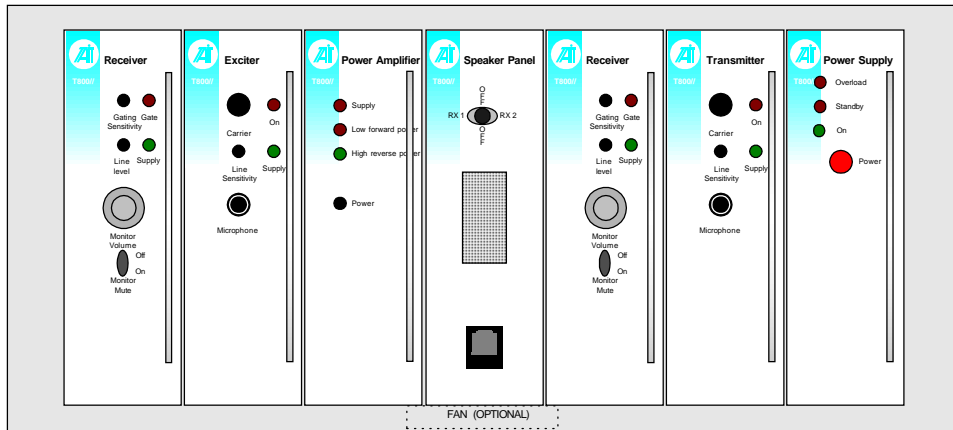
- Coaxial Relay
- Fans - single or double
- Interfaces to Changeover Module TA703-00-xxxx using TA703-11-0011 installation kit
- microphone

Mechanical Characteristics

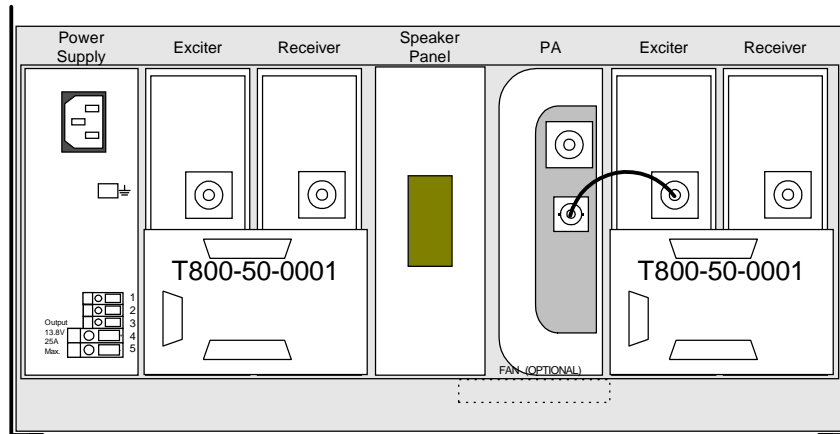
- 5 Rack Units x 19" rack to house up to 7 modules
- Size
 - Height - 222mm
 - Width - 482mm
 - Depth - 322mm plus 50mm clearance space
- Weight – (rackframe with modules shown)
19.8kg

**Rack "Items Supplied as Standard" does not include modules other than those listed on the drawing.
(Receiver, transmitter, PA, power supply, etc. must be ordered separately.)**

FRONT VIEW



REAR VIEW



REFER TO SECTION 3
OF THE
REFERENCE GUIDE
FOR
POWER RAIL OPTIONS

ITEMS SUPPLIED AS STANDARD

PART NUMBER	DESCRIPTION	QTY	REFERENCE
T800-22-0004	RACK, FRAME ONLY, ASSEMBLED	1	SECTION 4
T800-41-0002	DOUBLE GUIDE KIT	2	SECTION 4
T800-45-0000	GUIDE PA 50W KIT	1	SECTION 4
T800-44-0000	T800 PS GUIDE KIT	1	SECTION 4
T800-15-0003	SPEAKER / PROGRAM PANEL SWITCHED	1	SECTION 8
T800-50-0001	BACKPLANE	2	SECTION 5
X800-90-0003	POWER RAIL (STANDARD)	1	SECTION 3



TAIT
Radio Communications
Christchurch
New Zealand

1	Original	AMM	ABB	3/2/00
Version		Drawn	Checked	Date

TITLE: RACK, DUAL 25/50W
DRAWING: T800-22-0x18 RACKFRAME

T800-22-0x20

A single repeater or base station channel rack up to 100 Watt maximum output. The rack can accommodate an Rx/Tx Monitor panel and AC power input.

Operational Characteristics

- Single channel
- Up to 100W with option of Transmitter or Exciter / PA combination
- Speaker / Programming panel
- Rx/Tx Monitor Panel
- DC line fuse
- Earth stud
- Backplane interface

Power Supply Options

- x = 0 AC only
- x = 1 External DC only Not Available
- x = 2 AC and External DC
- x = 3 AC and Battery
- x = 4 External DC and Battery Not Available
- x = 5 AC and External DC and Battery

Configuration Options

- Channel Panel
- Duplexer
- Coaxial Relay
- Fans - single or double
- Interfaces to Changeover Module TA703-00-xxxx using TA703-11-0011 installation kit
- microphone
- DC converter

Mechanical Characteristics

- 5 Rack Units x 19" rack to house up to 7 modules
- Size
 - Height - 222mm
 - Width - 482mm
 - Depth - 322mm plus 50mm clearance space
- Weight – (rackframe with modules shown)
 - 25W - 12.2kg
 - 50W - 15.95kg
 - 100W - 16.3kg

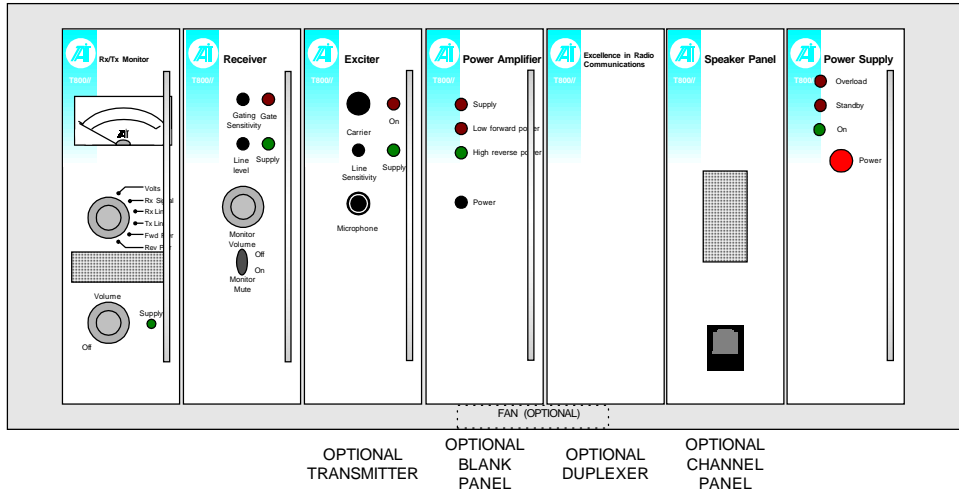
NOTE: This product offers the versatility of fitting personality boards to provide customised solutions for specific requirements.

Refer to RSD for design and build of personality boards.

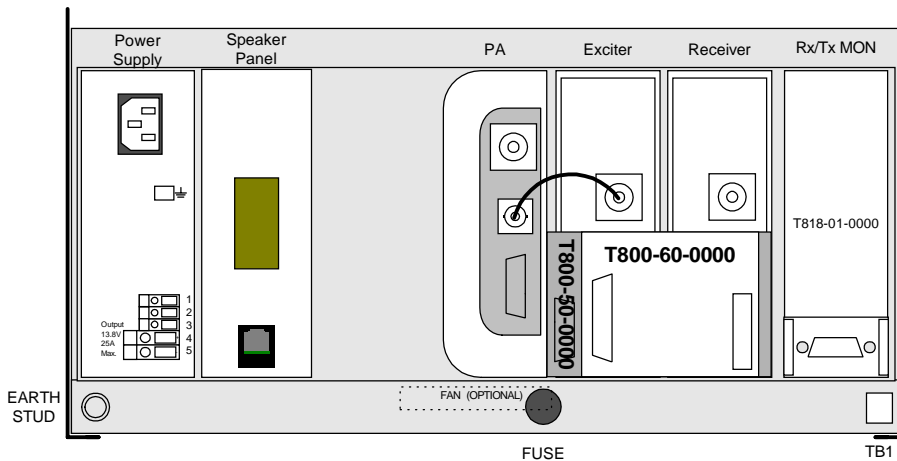
Rack "Items Supplied as Standard" does not include modules other than those listed on the drawing.

(Receiver, transmitter, PA, power supply, etc. must be ordered separately.)

FRONT VIEW



REAR VIEW



ITEMS SUPPLIED AS STANDARD			
PART NUMBER	DESCRIPTION	QTY	REFERENCE
T800-22-0004	RACK, FRAME ONLY, ASSEMBLED	1	SECTION 4
T800-41-0002	DOUBLE GUIDE KIT	1	SECTION 4
T800-43-0001	GUIDE KIT T1500/300 SINGLE 'D'	1	SECTION 4
T800-45-0000	GUIDE PA 50W KIT	1	SECTION 4
T800-44-0000	T800 PS GUIDE KIT	1	SECTION 4
T800-15-0000	SPEAKER / PROGRAM PANEL	1	SECTION 8
T800-40-0000	FIXING KIT ONLY	1	SECTION 4
T800-40-0001	BLANKING BRACKET / FRONT PANEL	1	SECTION 8
T800-50-0000	BACKPLANE	1	SECTION 5
T800-60-0000	PERSONALITY BOARD	1	SECTION 6
X800-90-0000	POWER RAIL (STANDARD)	1	SECTION 3



TAIT
Radio Communications
Christchurch
New Zealand

Version	Drawn	Checked	Date
4	AMM	ABB	29/11/99
3	AMM	ABB	25/8/99
2	AMM	ABB	8/3/99
1	AMM	ABB	12/1/99

TITLE:
RACK, SNGL<100W, (MONITOR)

DRAWING: T800-22-0x20 RACKFRAME

T800-22-0x21

A single 25 Watt repeater or base station channel rack to accommodate an Rx/Tx Monitor and rack mounted circuit breaker for protection on the DC power input.

Operational Characteristics

- Single channel
- 25W output only
- Speaker / Programming panel
- Panel circuit breaker
- DC line fuse
- Earth stud
- Backplane interface

Power Supply Options

- x = 0 AC only Not Available (see T800-22-0x20)
- x = 1 External DC only
- x = 2 AC and External DC Not Available (see T800-22-0x20)
- x = 3 AC and Battery Not Available (see T800-22-0x20)
- x = 4 External DC and Battery
- x = 5 AC and External DC and Battery Not Available (see T800-22-0x20)

Configuration Options

- Channel Panel
- Duplexer
- Coaxial Relay
- Fans - single or double
- Interfaces to Changeover Module TA703-00-xxxx using TA703-11-0011 installation kit
- microphone

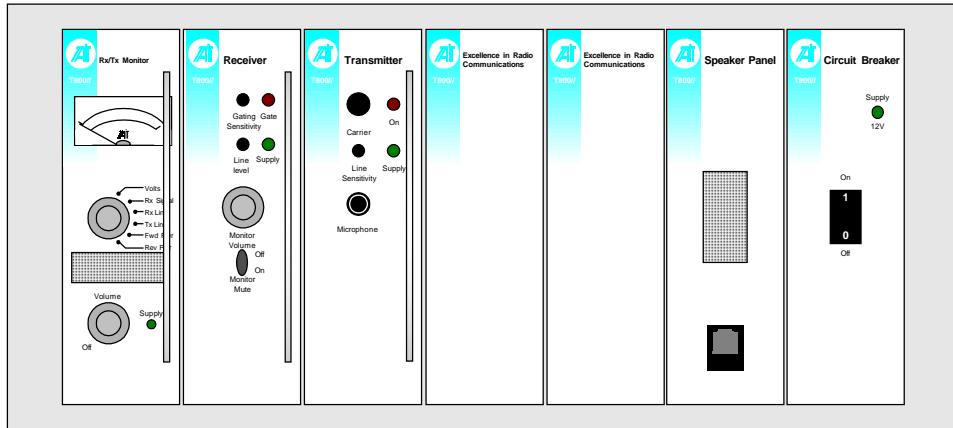
Mechanical Characteristics

- 5 Rack Units x 19" rack to house up to 7 modules
- Size
 - Height - 222mm
 - Width - 482mm
 - Depth - 322mm plus 50mm clearance space
- Weight – (rackframe with modules shown)
10.35kg

NOTE: This product offers the versatility of fitting personality boards to provide customised solutions for specific requirements.
Refer to RSD for design and build of personality boards.

**Rack "Items Supplied as Standard" does not include modules other than those listed on the drawing.
(Receiver, transmitter, PA, power supply, etc. must be ordered separately.)**

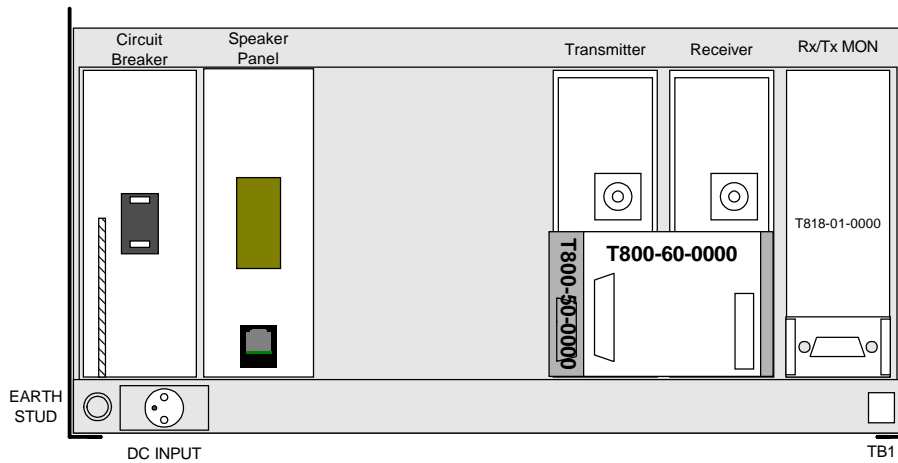
FRONT VIEW



OPTIONAL
DUPLXER

OPTIONAL
CHANNEL
PANEL

REAR VIEW



REFER TO SECTION 3
OF THE
REFERENCE GUIDE
FOR
POWER RAIL OPTIONS

OUTPUT
ONLY 13.8V
MAX
2 AMPS

ITEMS SUPPLIED AS STANDARD			
PART NUMBER	DESCRIPTION	QTY	REFERENCE
T800-22-0004	RACK, FRAME ONLY, ASSEMBLED	1	SECTION 4
T800-41-0002	DOUBLE GUIDE KIT	1	SECTION 4
T800-43-0001	GUIDE KIT T1500/300 SINGLE 'D'	1	SECTION 4
T800-45-0000	GUIDE PA 50W KIT	1	SECTION 4
T800-15-0000	SPEAKER / PROGRAM PANEL	1	SECTION 8
T800-40-0000	FIXING KIT ONLY	1	SECTION 4
T800-40-0001	BLANKING BRACKET / FRONT PANEL	1	SECTION 8
T800-17-0010	PANEL CIRCUIT BREAKER WITH 10AMP SWITCH	1	SECTION 8
T800-50-0000	BACKPLANE	1	SECTION 5
T800-60-0000	PERSONALITY BOARD	1	SECTION 6
316-06615-00	BLANKING FRONT PANEL ONLY	1	SECTION 8
X800-22-0121	POWER RAIL (STANDARD)	1	SECTION 3

TAIT
Radio Communications
Christchurch
New Zealand

Version	Drawn	Checked	Date
5	AMM	ABB	29/11/99
4	AMM	ABB	25/8/99
3	AMM	ABB	18/3/99
2	AMM	ABB	14/12/98
1	AMM	ABB	22/10/98

TITLE: RACK, SNGL<25W, (MONITOR)

DRAWING: T800-22-0x21 RACKFRAME

T800-22-0x22

A single 50 Watt repeater or base station channel rack to accommodate an Rx/Tx Monitor and rack mounted circuit breaker for protection on the DC power input.

Operational Characteristics

- Single channel
- 50W output only
- Speaker / Programming panel
- Panel circuit breaker
- DC line fuse
- Earth stud
- Backplane interface

Power Supply Options

- x = 0 AC only Not Available (see T800-22-0x20)
- x = 1 External DC only
- x = 2 AC and External DC Not Available (see T800-22-0x20)
- x = 3 AC and Battery Not Available (see T800-22-0x20)
- x = 4 External DC and Battery
- x = 5 AC and External DC and Battery Not Available (see T800-22-0x20)

Configuration Options

- Channel Panel
- Duplexer
- Coaxial Relay
- Fans - single or double
- Interfaces to Changeover Module TA703-00-xxxx using TA703-11-0011 installation kit
- microphone

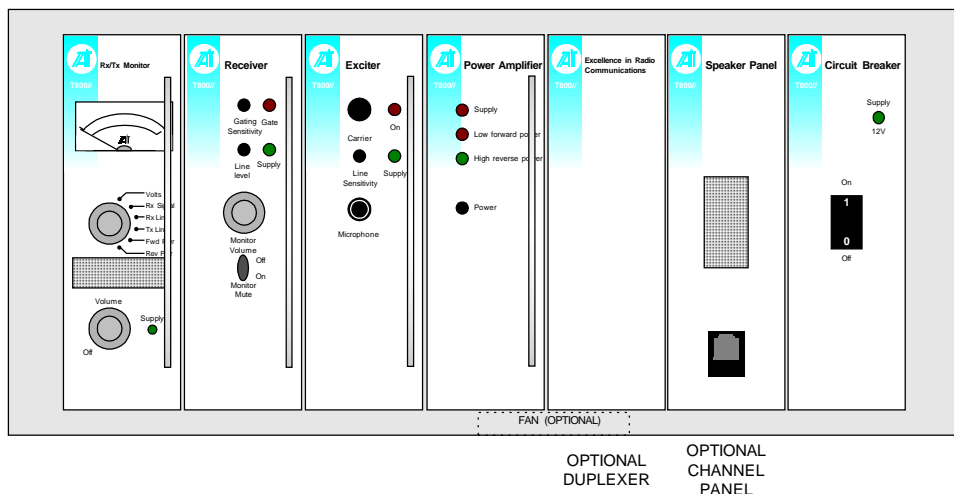
Mechanical Characteristics

- 5 Rack Units x 19" rack to house up to 7 modules
- Size
 - Height - 222mm
 - Width - 482mm
 - Depth - 322mm plus 50mm clearance space
- Weight – (rackframe with modules shown)
14.1kg

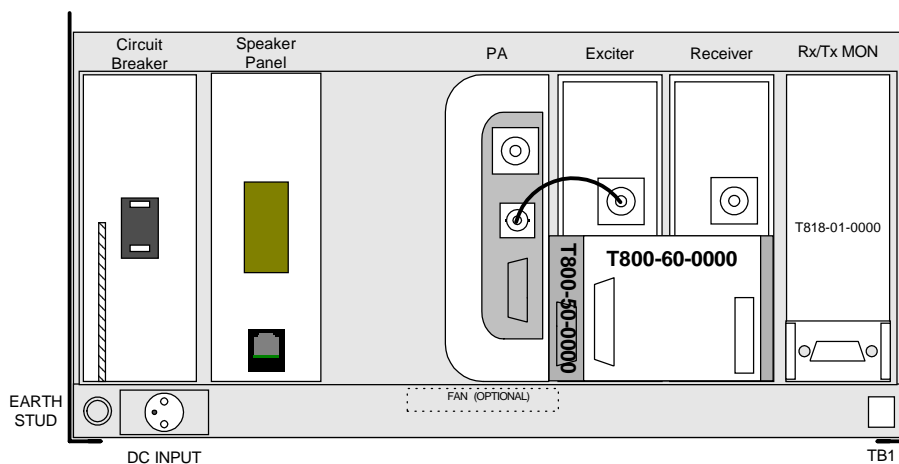
NOTE: This product offers the versatility of fitting personality boards to provide customised solutions for specific requirements.
Refer to RSD for design and build of personality boards.

**Rack "Items Supplied as Standard" does not include modules other than those listed on the drawing.
(Receiver, transmitter, PA, power supply, etc. must be ordered separately.)**

FRONT VIEW



REAR VIEW



REFER TO SECTION 3
OF THE
REFERENCE GUIDE
FOR
POWER RAIL OPTIONS

OUTPUT
ONLY 13.8V
MAX
2 AMPS

ITEMS SUPPLIED AS STANDARD			
PART NUMBER	DESCRIPTION	QTY	REFERENCE
T800-22-0004	RACK, FRAME ONLY, ASSEMBLED	1	SECTION 4
T800-41-0002	DOUBLE GUIDE KIT	1	SECTION 4
T800-43-0001	GUIDE KIT T1500/300 SINGLE 'D'	1	SECTION 4
T800-45-0000	GUIDE PA 50W KIT	1	SECTION 4
T800-15-0000	SPEAKER / PROGRAM PANEL	1	SECTION 8
T800-40-0000	FIXING KIT ONLY	1	SECTION 4
T800-40-0001	BLANKING BRACKET / FRONT PANEL	1	SECTION 8
T800-17-0020	PANEL CIRCUIT BREAKER WITH 20AMP SWITCH	1	SECTION 8
T800-50-0000	BACKPLANE	1	SECTION 5
T800-60-0000	PERSONALITY BOARD	1	SECTION 6
X800-22-0122	POWER RAIL (STANDARD)	1	SECTION 3



TAIT

Radio Communications
Christchurch
New Zealand

5	Drg name changed	AMM	ABB	29/11/99
4	Drg No changed, Ref added	AMM	ABB	25/8/99
3	Parts list added	AMM	ABB	8/3/99
2	Change of Title	AMM	ABB	14/12/98
1	Original	AMM	ABB	22/10/98
Version		Drawn	Checked	Date

TITLE:
RACK, SNGL<=50W, (MONITOR)

DRAWING: T800-22-0x22 RACKFRAME

T800-22-0x23

A single channel rack with 50 Watt maximum output, alarm outputs and AC power supply.

Operational Characteristics

- Single channel
- Up to 50W output
- Speaker / Programming panel
- Alarm Panel
- DC line fuse
- Earth stud
- Backplane interface

Power Supply Options

- x = 0 AC only
- x = 1 External DC only
- x = 2 AC and External DC
- x = 3 AC and Battery
- x = 4 External DC and Battery
- x = 5 AC and External DC and Battery

Configuration Options

- Channel Panel
- Duplexer
- Coaxial Relay
- Fans - single or double
- Interfaces to Changeover Module TA703-00-xxxx using TA703-11-0011 installation kit
- microphone
- DC converter

Mechanical Characteristics

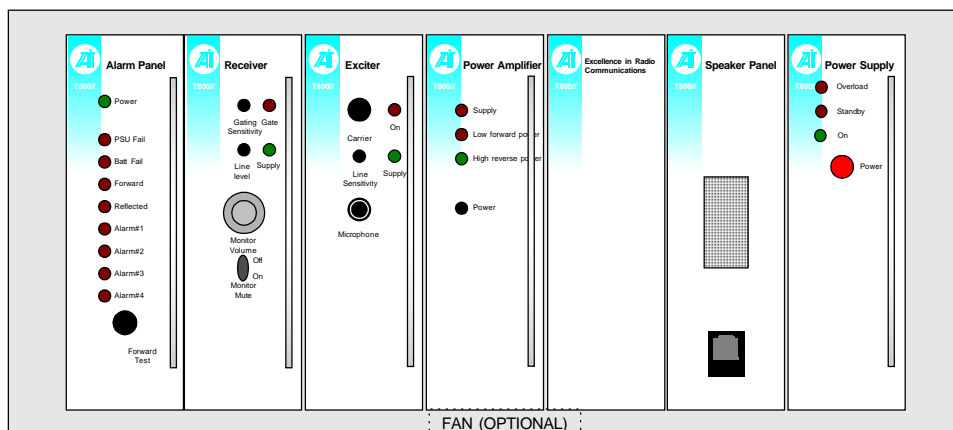
- 5 Rack Units x 19" rack to house up to 7 modules
- Size
 - Height - 222mm
 - Width - 482mm
 - Depth - 322mm plus 50mm clearance space
- Weight – (rackframe with modules shown)
 - 25W - 12.1kg
 - 50W - 15.85kg

NOTE: This product offers the versatility of fitting personality boards to provide customised solutions for specific requirements.
Refer to RSD for design and build of personality boards.

Rack "Items Supplied as Standard" does not include modules other than those listed on the drawing.

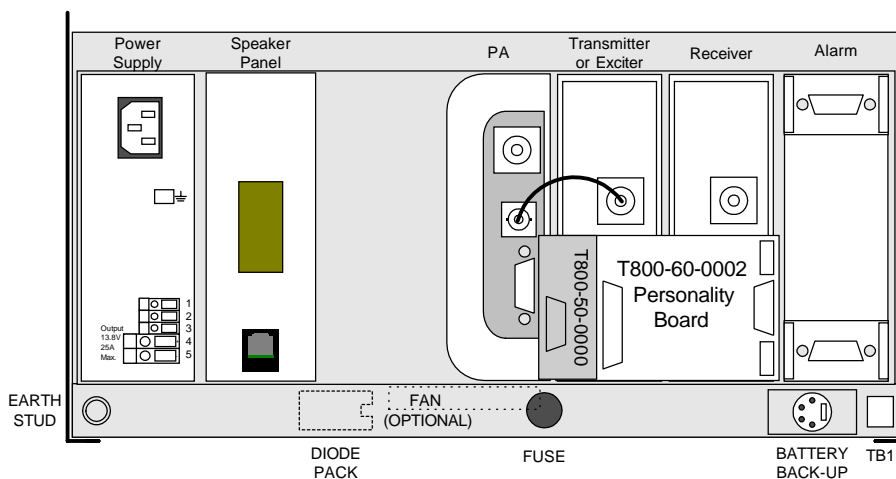
(Receiver, transmitter, PA, power supply, etc. must be ordered separately.)

FRONT VIEW



OPTIONAL TRANSMITTER
 OPTIONAL BLANK
 OPTIONAL DUPLEXER
 OPTIONAL CH/PNL
 OPTIONAL BLANK

REAR VIEW



REFER TO SECTION 3 OF THE REFERENCE GUIDE FOR POWER RAIL OPTIONS

OUTPUT ONLY 13.8V MAX 2 AMPS

ITEMS SUPPLIED AS STANDARD			
PART NUMBER	DESCRIPTION	QTY	REFERENCE
T800-24-0004	RACK, FRAME ONLY, ASSEMBLED	1	SECTION 4
T800-41-0002	DOUBLE GUIDE KIT	1	SECTION 4
T800-45-0000	GUIDE PA 50W KIT	1	SECTION 4
T800-43-0000	GUIDE KIT T1500/300	1	SECTION 4
T800-44-0000	T800 PS GUIDE KIT	1	SECTION 4
T800-15-0000	SPEAKER/PROGRAM PANEL	1	SECTION 8
T800-40-0000	FIXING KIT ONLY	1	SECTION 4
T800-40-0001	BLANKING BRACKET / F-PNL KIT	1	SECTION 8
T800-50-0000	BACKPLANE	1	SECTION 5
T800-60-0002	PERSONALITY BOARD + CH/PNL + ALARMS (0V)	1	SECTION 6
X800-93-0000	POWER RAIL (STANDARD)	1	SECTION 3



TAIT
 Radio Communications
 Christchurch
 New Zealand

Version	Drawn	Checked	Date
4	AMM	ABB	29/11/99
3	AMM	ABB	25/8/99
2	AMM	ABB	30/3/99
1	AMM	ABB	15/2/99

TITLE: RACK, SNGL<100W, (ALARMS 0V)

DRAWING: T800-22-0x23 RACKFRAME

T800-22-0x24

A single channel rack with 50 Watt maximum output, alarm outputs (LO) and AC power supply.

Operational Characteristics

- Single channel
- Up to 50W output
- Speaker / Programming panel
- Alarm Panel
- DC line fuse
- Earth stud
- Backplane interface

Power Supply Options

- x = 0 AC only
- x = 1 External DC only
- x = 2 AC and External DC
- x = 3 AC and Battery
- x = 4 External DC and Battery
- x = 5 AC and External DC and Battery

Configuration Options

- Channel Panel
- Duplexer
- Coaxial Relay
- Fans - single or double
- Interfaces to Changeover Module TA703-00-xxxx using TA703-11-0011 installation kit
- microphone
- DC converter

Mechanical Characteristics

- 5 Rack Units x 19" rack to house up to 7 modules
- Size
 - Height - 222mm
 - Width - 482mm
 - Depth - 322mm plus 50mm clearance space
- Weight – (rackframe with modules shown)
 - 25W - 12.1kg
 - 50W - 15.85kg

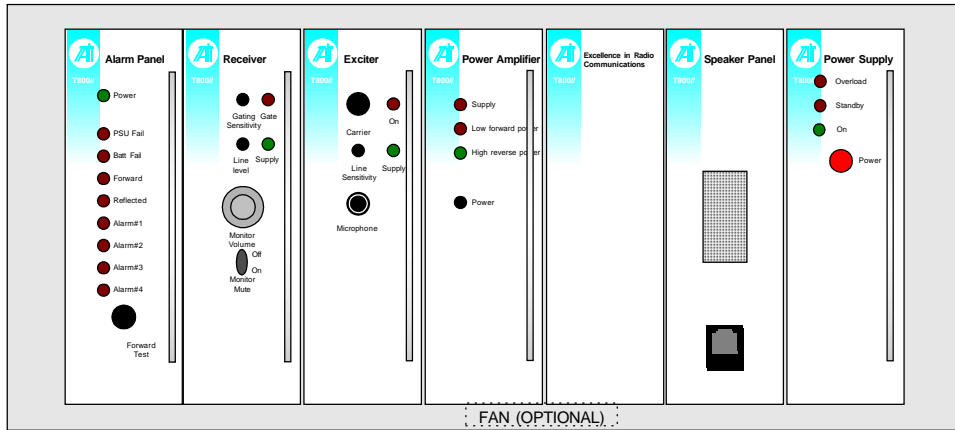
NOTE: This product offers the versatility of fitting personality boards to provide customised solutions for specific requirements.

Refer to RSD for design and build of personality boards.

Rack "Items Supplied as Standard" does not include modules other than those listed on the drawing.

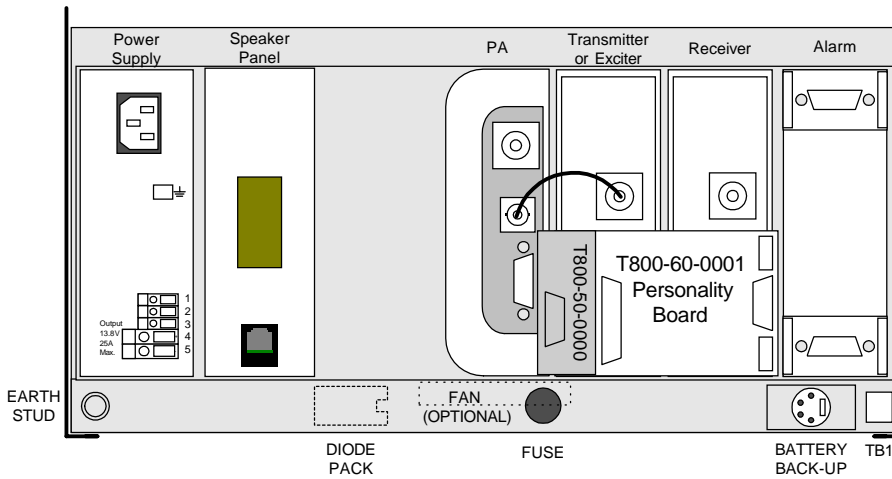
(Receiver, transmitter, PA, power supply, etc. must be ordered separately.)

FRONT VIEW



OPTIONAL TRANSMITTER
OPTIONAL BLANK
OPTIONAL DUPLEXER
OPTIONAL CH/PNL
OPTIONAL BLANK

REAR VIEW



REFER TO SECTION 3
OF THE
REFERENCE GUIDE
FOR
POWER RAIL OPTIONS

OUTPUT
ONLY 13.8V
MAX
2 AMPS

ITEMS SUPPLIED AS STANDARD			
PART NUMBER	DESCRIPTION	QTY	REFERENCE
T800-24-0004	RACK, FRAME ONLY, ASSEMBLED	1	SECTION 4
T800-41-0002	DOUBLE GUIDE KIT	1	SECTION 4
T800-45-0000	GUIDE PA 50W KIT	1	SECTION 4
T800-43-0000	GUIDE KIT T1500/300	1	SECTION 4
T800-44-0000	T800 PS GUIDE KIT	1	SECTION 4
T800-15-0000	SPEAKER/PROGRAM PANEL	1	SECTION 8
T800-40-0000	FIXING KIT ONLY	1	SECTION 4
T800-40-0001	BLANKING BRACKET / F-PNL KIT	1	SECTION 8
T800-50-0000	BACKPLANE	1	SECTION 5
T800-60-0001	PERSONALITY BOARD + CH/PNL + ALARMS (LO)	1	SECTION 6
X800-93-0000	POWER RAIL (STANDARD)	1	SECTION 3



TAIT
Radio Communications
Christchurch
New Zealand

Version	Drawn	Checked	Date
2	Drg name changed	AMM	ABB 29/11/99
1	Original	AMM	ABB 7/9/99

TITLE:
RACK, SNGL<100W, (ALARMS LO)

DRAWING: T800-22-0x24 RACKFRAME

T800-23-0000

A single channel rack with 25 Watt maximum output mounted in a 2RU Slimline configuration for use in DC situations.

Operational Characteristics

- Single channel
- Up to 25W output
- Speaker / Programming Port

Power Supply Options

- External DC only

Configuration Options

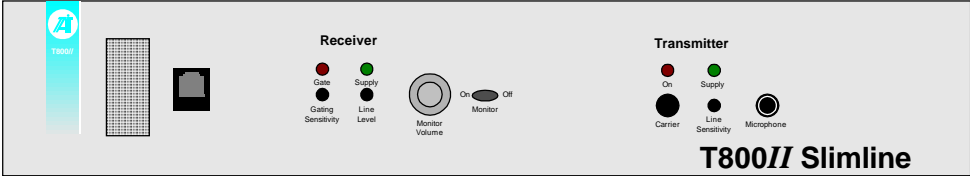
- Coaxial Relay
- Microphone

Mechanical Characteristics

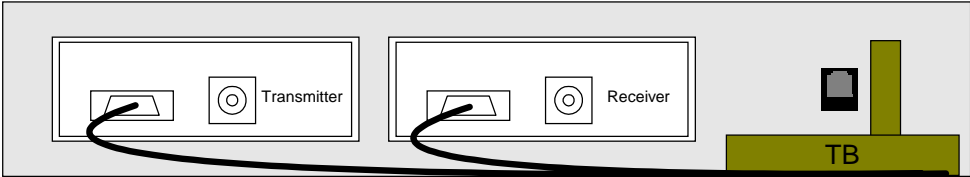
- 2 Rack Units x 19" rack to house up to 7 modules
- Size
 - Height - 89mm
 - Width - 482mm
 - Depth - 322mm plus 50mm clearance space
- Weight – (rackframe with modules shown)
 - 25W – 3.9kg

**This configuration includes Receiver and Transmitter modules.
(to be specified when ordering)**

FRONT VIEW



REAR VIEW



ITEMS SUPPLIED AS STANDARD			
PART NUMBER	DESCRIPTION	QTY	REFERENCE
T800-23-0000	SLIMLINE ASSEMBLY KIT + CABLES	1	SECTION 4
T8n5-nn-nnnn	RECEIVER	1	SECTION 8
T8n6-nn-nnnn	TRANSMITTER	1	SECTION 8



TAIT
Radio Communications
Christchurch
New Zealand

1	Original	AMM	ABB	20/9/99	
Version		Drawn	Checked	Date	

TITLE: SLIMLINE 25W DC

DRAWING: T800-23-0000

T800-23-0001

A single channel rack with 25 Watt maximum output mounted in a 2RU Slimline configuration, with an AC power supply.

Operational Characteristics

- Single channel
- Up to 25W output
- Speaker / Programming Port

Power Supply Options

- AC only

Configuration Options

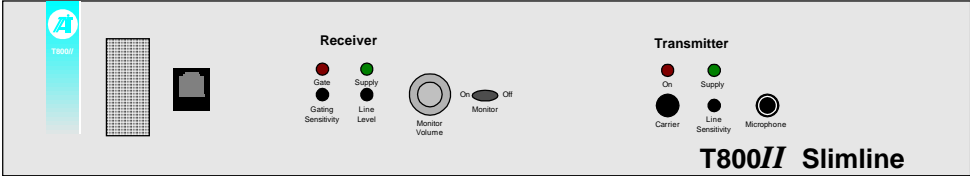
- Coaxial Relay
- Microphone

Mechanical Characteristics

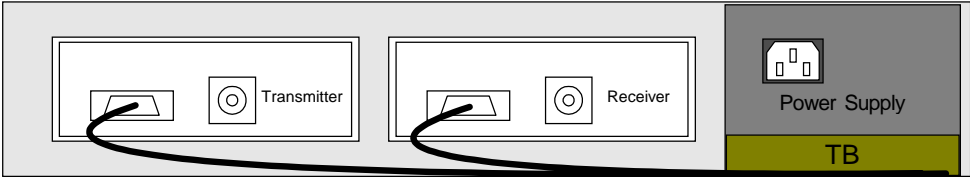
- 2 Rack Units x 19" rack to house up to 7 modules
- Size
 - Height - 89mm
 - Width - 482mm
 - Depth - 322mm plus 50mm clearance space
- Weight – (rackframe with modules shown)
 - 25W – 8.55kg

**This configuration includes Receiver and Transmitter modules.
(to be specified when ordering)**

FRONT VIEW



REAR VIEW



ITEMS SUPPLIED AS STANDARD			
PART NUMBER	DESCRIPTION	QTY	REFERENCE
T800-23-0001	SLIMLINE ASSEMBLY KIT + CABLES + POWER SUPPLY	1	SECTION 4
T8n5-nn-nnnn	RECEIVER	1	SECTION 8
T8n6-nn-nnnn	TRANSMITTER	1	SECTION 8



TAIT
Radio Communications
Christchurch
New Zealand

1	Original	AMM	ABB	20/9/99	
Version		Drawn	Checked	Date	

TITLE: SLIMLINE 25W AC

DRAWING: T800-23-0001

T800-23-1001

A single channel rack, transmitter only, with 25 Watt maximum output mounted in a 2RU Slimline configuration, with an AC power supply.
Suitable for use in Paging situations

Operational Characteristics

- Single channel
- Up to 25W output
- Speaker / Programming Port

Power Supply Options

- AC only

Configuration Options

- Coaxial Relay
- Microphone

Mechanical Characteristics

- 2 Rack Units x 19" rack to house up to 7 modules
- Size
 - Height - 89mm
 - Width - 482mm
 - Depth - 322mm plus 50mm clearance space
- Weight – (rackframe with modules shown)
 - 25W – 6.35kg

**This configuration includes Transmitter module.
(to be specified when ordering)**

.

FRONT VIEW



REAR VIEW



ITEMS SUPPLIED AS STANDARD			
PART NUMBER	DESCRIPTION	QTY	REFERENCE
T800-23-1001	SLIMLINE ASSEMBLY KIT + CABLES + POWER SUPPLY	1	SECTION 4
T8N6-nn-1000	TRANSMITTER	1	SECTION 8



TAIT
Radio Communications
Christchurch
New Zealand

1	Original	AMM	ABB	6/3/00	
Version		Drawn	Checked	Date	

TITLE: SLIMLINE PAGING

DRAWING: T800-23-1001

T800-24-0x00

A single channel Quasi Sync channel with up to 100 Watt output, AC power supply and alarm outputs.

Operational Characteristics

- Quasi Sync working
- Single channel
- Up to 100W output
- Reference Input
- Speaker / Programming panel
- Alarm Panel
- DC line fuse
- Earth stud
- Backplane interface

Power Supply Options

x =

- 0 AC only
- 1 External DC only
- 2 AC and External DC
- 3 AC and Battery
- 4 External DC and Battery
- 5 AC and External DC and Battery

Configuration Options

- Duplexer
- Coaxial Relay
- Fans - single or double
- Interfaces to Changeover Module TA703-00-xxxx using TA703-11-0012 installation kit
- microphone
- DC converter

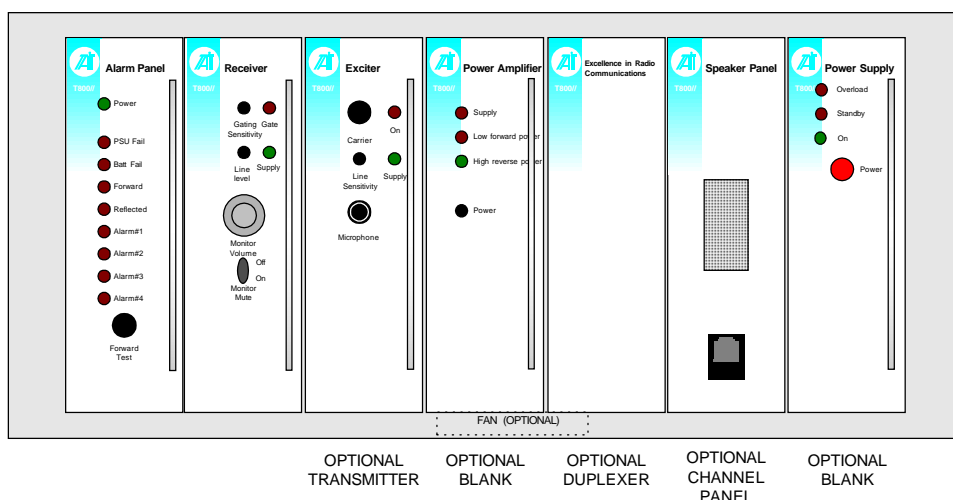
Mechanical Characteristics

- 5 Rack Units x 19" rack to house up to 7 modules
- Size
 - Height - 222mm
 - Width - 482mm
 - Depth - 322mm plus 50mm clearance space
- Weight – (rackframe with modules shown)
 - 25W - 12.1kg
 - 50W - 15.85kg
 - 100W - 16.2kg

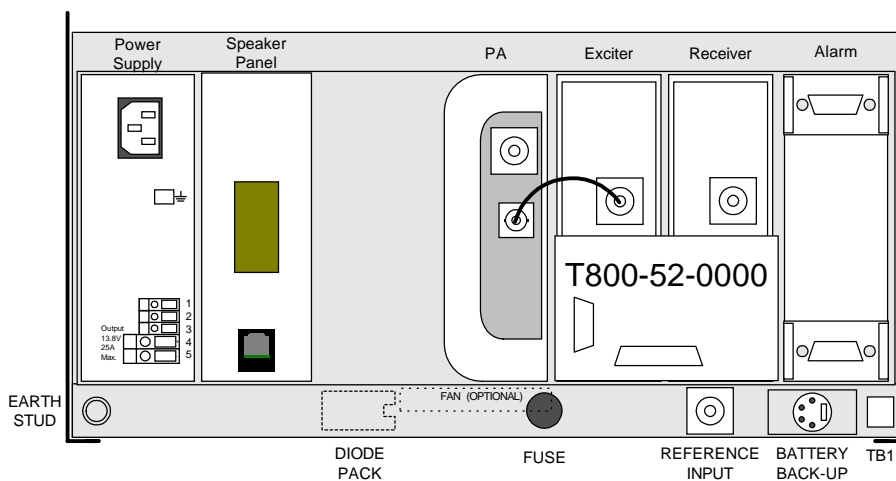
Rack "Items Supplied as Standard" does not include modules other than those listed on the drawing.

(Receiver, transmitter, PA, power supply, etc. must be ordered separately.)

FRONT VIEW



REAR VIEW



ITEMS SUPPLIED AS STANDARD			
PART NUMBER	DESCRIPTION	QTY	REFERENCE
T800-24-0004	RACK, FRAME ONLY, ASSEMBLED, BATTERY BACK-UP	1	SECTION 4
T800-41-0002	DOUBLE GUIDE KIT	1	SECTION 4
T800-43-0000	GUIDE KIT T1500/300 DOUBLE 'D'	1	SECTION 4
T800-45-0000	GUIDE PA 50W KIT	1	SECTION 4
T800-44-0000	T800 PS GUIDE KIT	1	SECTION 4
T800-15-0000	SPEAKER / PROGRAM PANEL	1	SECTION 8
T800-40-0000	FIXING KIT ONLY	1	SECTION 4
T800-40-0001	BLANKING BRACKET / FRONT PANEL	1	SECTION 8
T800-52-0000	BACKPLANE	1	SECTION 5
X800-93-0000	POWER RAIL	1	SECTION 3
219-02601-00	REFERENCE LEAD	1	



TAIT
Radio Communications
Christchurch
New Zealand

Version	Drawn	Checked	Date
5	AMM	ABB	30/11/99
4	AMM	ABB	25/8/99
3	AMM	ABB	18/3/99
2	AMM	ABB	14/12/98
1	AMM	ABB	22/10/98

TITLE: RACK, QS TX<100W, (ALARM)

DRAWING: T800-24-0x00 RACKFRAME

T800-24-0x01

Dual channel Quasi Sync rack with 50 Watt maximum output, and AC power supply.

Operational Characteristics

- Quasi Sync working
- Dual channel
- 50W output maximum
- Reference Input
- Speaker / Programming panel
- DC line fuse
- Earth stud
- Backplane interface

Power Supply Options

x =

- 0 AC only
- 1 External DC only
- 2 AC and External DC
- 3 AC and Battery
- 4 External DC and Battery
- 5 AC and External DC and Battery

Configuration Options

- Coaxial Relay
- Fans - single or double
- Interfaces to Changeover Module TA703-00-xxxx using TA703-11-0012 installation kit
- microphone

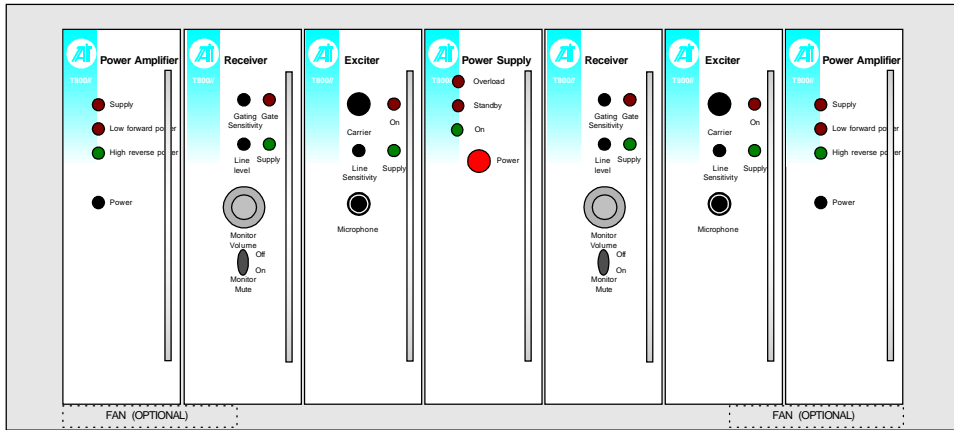
Mechanical Characteristics

- 5 Rack Units x 19" rack to house up to 7 modules
- Size
 - Height - 222mm
 - Width - 482mm
 - Depth - 322mm plus 50mm clearance space
- Weight – (rackframe with modules shown)
23.55kg

Rack “Items Supplied as Standard” does not include modules other than those listed on the drawing.

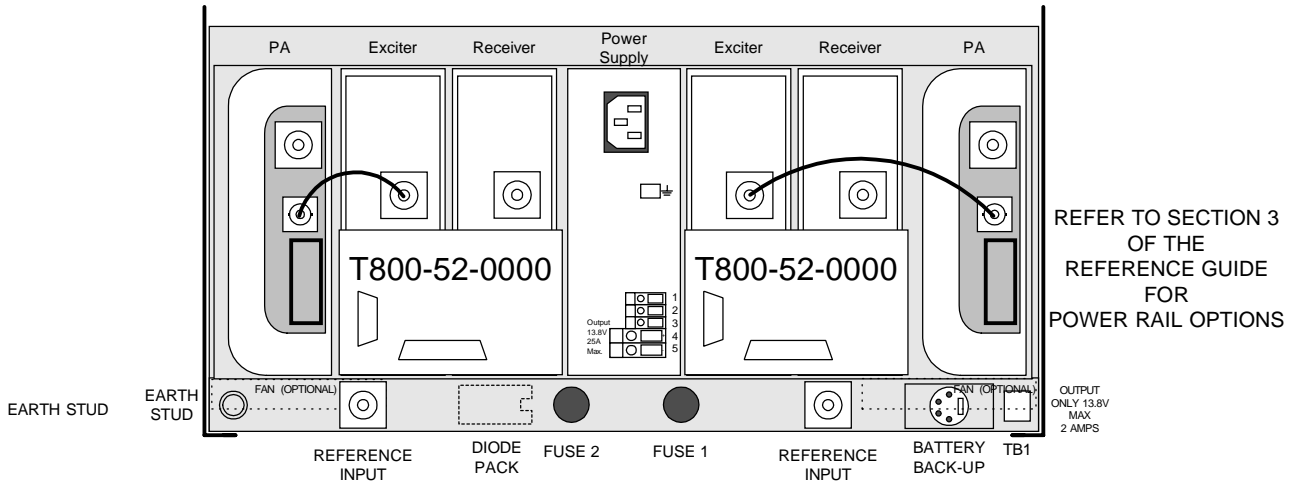
(Receiver, transmitter, PA, power supply, etc. must be ordered separately.)

FRONT VIEW




OPTIONAL
BLANK

REAR VIEW



It is recommended that the optional fans are fitted to reduce the risk of overheating in some environments.

ITEMS SUPPLIED AS STANDARD			
PART NUMBER	DESCRIPTION	QTY	REFERENCE
T800-22-0004	RACK, FRAME ONLY, ASSEMBLED	1	SECTION 4
T800-41-0002	DOUBLE GUIDE KIT	2	SECTION 4
T800-45-0000	GUIDE PA 50W KIT	2	SECTION 4
T800-44-0000	T800 PS GUIDE KIT	1	SECTION 4
T800-52-0000	BACKPLANE	2	SECTION 5
X800-93-0002	POWER RAIL (STANDARD)	1	SECTION 3
219-02601-00	REFERENCE LEAD	2	

 TAIT Radio Communications Christchurch New Zealand	5	Drg name changed	AMM	ABB	29/11/99	TITLE: RACK, QS TX 2x50W, (NO ALARM) DRAWING: T800-24-0x01 RACKFRAME
	4	Drg No changed, Ref added	AMM	ABB	25/8/99	
	3	Parts list added	AMM	ABB	18/3/99	
	2	Change of Title	AMM	ABB	14/12/98	
	1	Original	AMM	ABB	21/10/98	
	Version			Drawn	Checked	

T800-24-0x02

A single channel Quasi Sync rack with output up to 100 Watt, AC and battery power supply.

Operational Characteristics

- Quasi Sync working
- Single channel
- Up to 100W output
- Reference Input
- Speaker / Programming panel
- DC line fuse
- Earth stud
- Backplane interface

Power Supply Options

x =

- 0 AC only
- 1 External DC only
- 2 AC and External DC
- 3 AC and Battery
- 4 External DC and Battery
- 5 AC and External DC and Battery

Configuration Options

- Channel Panel
- Duplexer
- Coaxial Relay
- Fans - single or double
- Interfaces to Changeover Module TA703-00-xxxx using TA703-11-0012 installation kit
- microphone
- DC converter

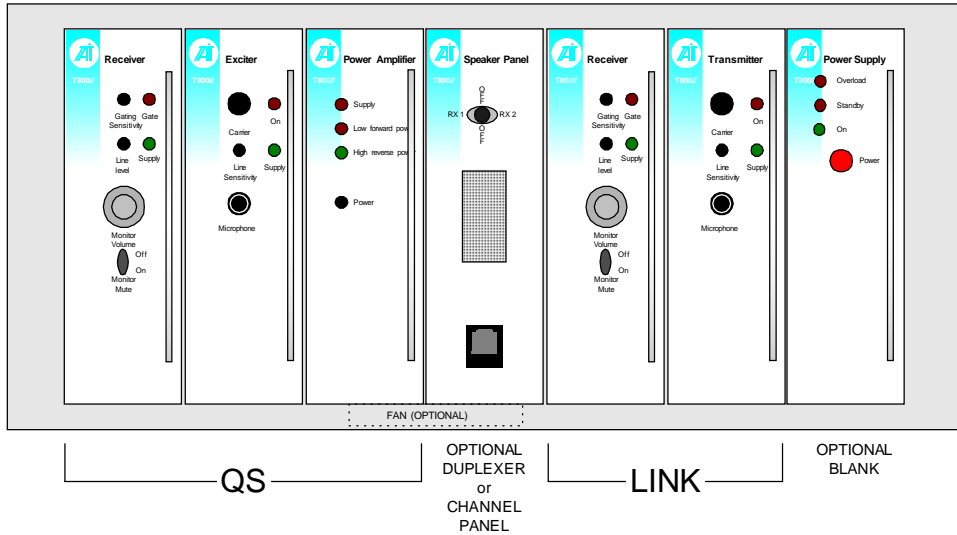
Mechanical Characteristics

- 5 Rack Units x 19" rack to house up to 7 modules
- Size
 - Height - 222mm
 - Width - 482mm
 - Depth - 322mm plus 50mm clearance space
- Weight – (rackframe with modules shown)
 - 25W - 10.7kg
 - 50W - 13.9kg
 - 100W - 14.25kg

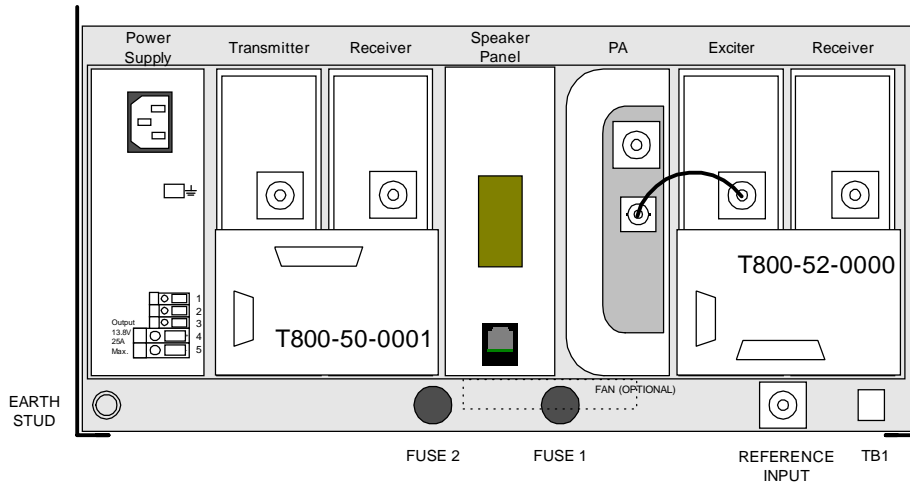
Rack "Items Supplied as Standard" does not include modules other than those listed on the drawing.

(Receiver, transmitter, PA, power supply, etc. must be ordered separately.)

FRONT VIEW



REAR VIEW



REFER TO SECTION 3 OF THE REFERENCE GUIDE FOR POWER RAIL OPTIONS

OUTPUT ONLY 13.8V MAX 2 AMPS

ITEMS SUPPLIED AS STANDARD			
PART NUMBER	DESCRIPTION	QTY	REFERENCE
T800-24-0004	RACK, FRAME ONLY, ASSEMBLED	1	SECTION 4
T800-41-0002	DOUBLE GUIDE KIT	1	SECTION 4
T800-44-0000	T800 PS GUIDE KIT	1	SECTION 4
T800-45-0000	GUIDE PA 50W KIT	1	SECTION 4
T800-15-0003	SPEAKER / PROGRAM PANEL, SWITCHED	1	SECTION 8
T800-40-0000	FIXING KIT ONLY	1	SECTION 8
T800-52-0000	BACKPLANE, RACK, QS	1	SECTION 5
T800-50-0001	BACKPLANE	1	SECTION 5
X800-90-0003	POWER RAIL (STANDARD)	1	SECTION 3
219-02601-00	REFERENCE INPUT LEAD	1	



TAIT
Radio Communications
Christchurch
New Zealand

Version	Drawn	Checked	Date
2	Drg name changed	AMM	ABB 29/11/99
1	Original	AMM	ABB 22/10/99

TITLE:
RACK, QS TX<50W, LINK TX/RX

DRAWING: T800-24-0x02 RACKFRAME

T800-24-0x03

A single channel Quasi Sync channel with up to 100 Watt output, and AC power supply.

Operational Characteristics

- Quasi Sync working
- Single channel
- Up to 100W output
- Reference Input
- Speaker / Programming panel
- DC line fuse
- Earth stud
- Backplane interface

Power Supply Options

x =

- 0 AC only
- 1 External DC only
- 2 AC and External DC
- 3 AC and Battery
- 4 External DC and Battery
- 5 AC and External DC and Battery

Configuration Options

- Duplexer
- Coaxial Relay
- Fans - single or double
- Interfaces to Changeover Module TA703-00-xxxx using TA703-11-0012 installation kit
- microphone
- DC converter

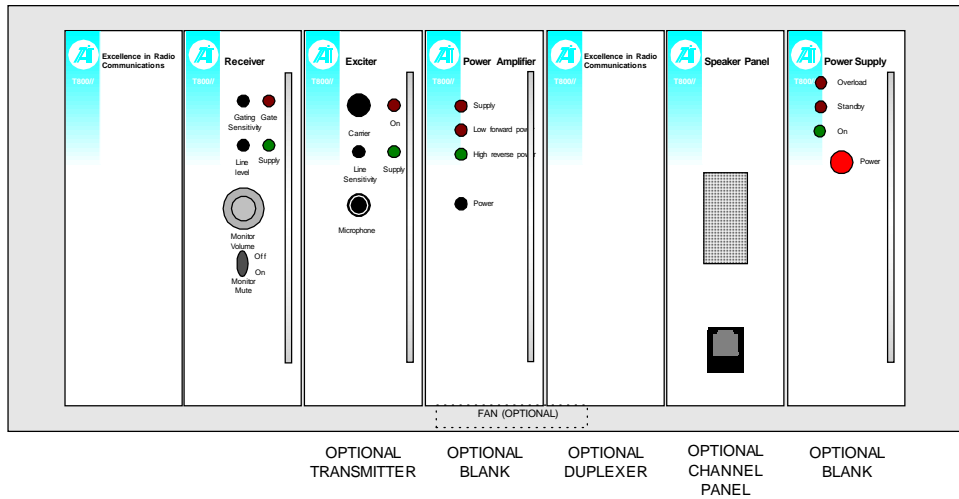
Mechanical Characteristics

- 5 Rack Units x 19" rack to house up to 7 modules
- Size
 - Height - 222mm
 - Width - 482mm
 - Depth - 322mm plus 50mm clearance space
- Weight – (rackframe with modules shown)
 - 25W - 11.25kg
 - 50W - 15.0kg
 - 100W - 15.55kg

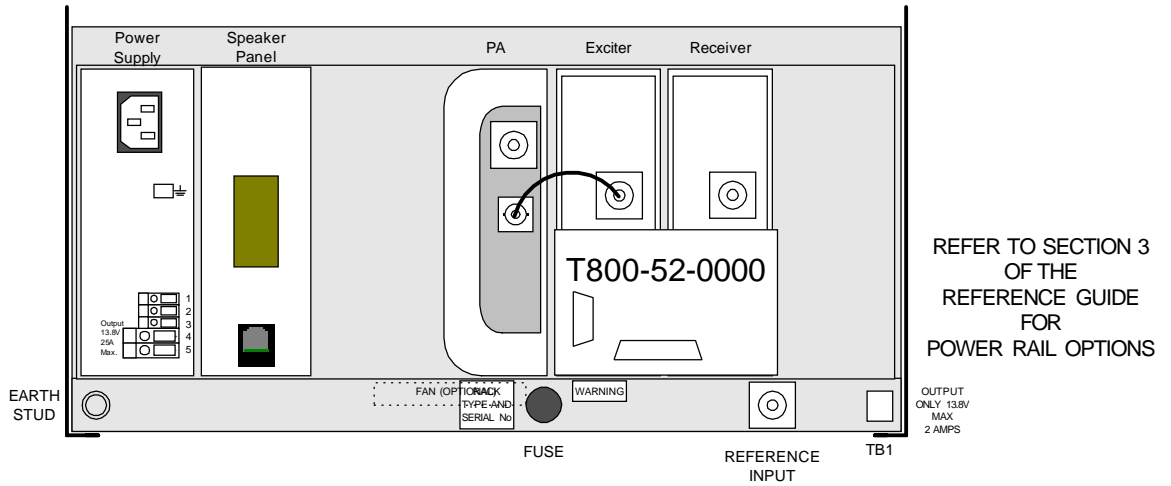
Rack "Items Supplied as Standard" does not include modules other than those listed on the drawing.

(Receiver, transmitter, PA, power supply, etc. must be ordered separately.)

FRONT VIEW



REAR VIEW



ITEMS SUPPLIED AS STANDARD			
PART NUMBER	DESCRIPTION	QTY	REFERENCE
T800-24-0004	RACK, FRAME ONLY, ASSEMBLED, BATTERY BACK-UP	1	SECTION 4
T800-41-0002	DOUBLE GUIDE KIT	1	SECTION 4
T800-45-0000	GUIDE PA 50W KIT	1	SECTION 4
T800-44-0000	T800 PS GUIDE KIT	1	SECTION 4
T800-15-0000	SPEAKER / PROGRAM PANEL	1	SECTION 8
T800-40-0000	FIXING KIT ONLY	1	SECTION 4
T800-40-0001	BLANKING BRACKET / FRONT PANEL	2	SECTION 8
T800-52-0000	BACKPLANE	1	SECTION 5
X800-90-0000	POWER RAIL (STANDARD)	1	SECTION 3

<p>TAIT Radio Communications Christchurch New Zealand</p>						<p>TITLE: RACK, QS TX <100W, (NO ALARM)</p>
	1	Original	AMM	ABB	29/11/99	
	Version		Drawn	Checked	Date	

T800-24-0600

Dual channel Quasi Sync monitoring receivers, with AC power and alarm outputs.

Operational Characteristics

- Quasi Sync working
- Single channel
- Speaker / Programming panel
- Alarm Panel
- DC line fuse
- Earth stud
- Backplane interface

Power Supply Options

x =

- 0 AC only
- 1 External DC only
- 2 AC and External DC
- 3 AC and Battery
- 4 External DC and Battery
- 5 AC and External DC and Battery

Configuration Options

- Coaxial Relay
- Fans - single or double

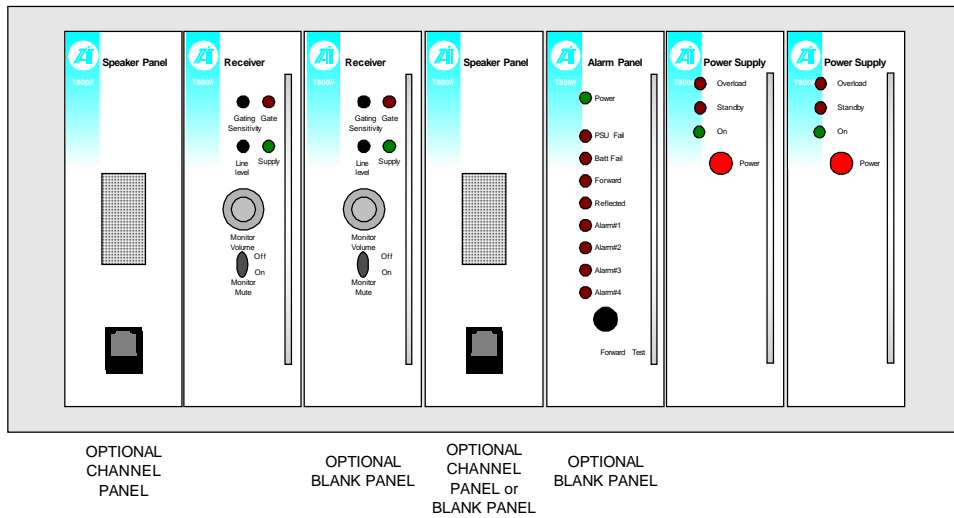
Mechanical Characteristics

- 5 Rack Units x 19" rack to house up to 7 modules
- Size
 - Height - 222mm
 - Width - 482mm
 - Depth - 322mm plus 50mm clearance space
- Weight – (rackframe with modules shown)
 - 2 PSU + 2 Rx + Alarm – 15.1kg
 - 2 PSU + 1 Rx + Alarm – 12.35kg
 - 2 PSU + 2 Rx - 13.7kg
 - 2 PSU + 1 Rx - 10.95kg

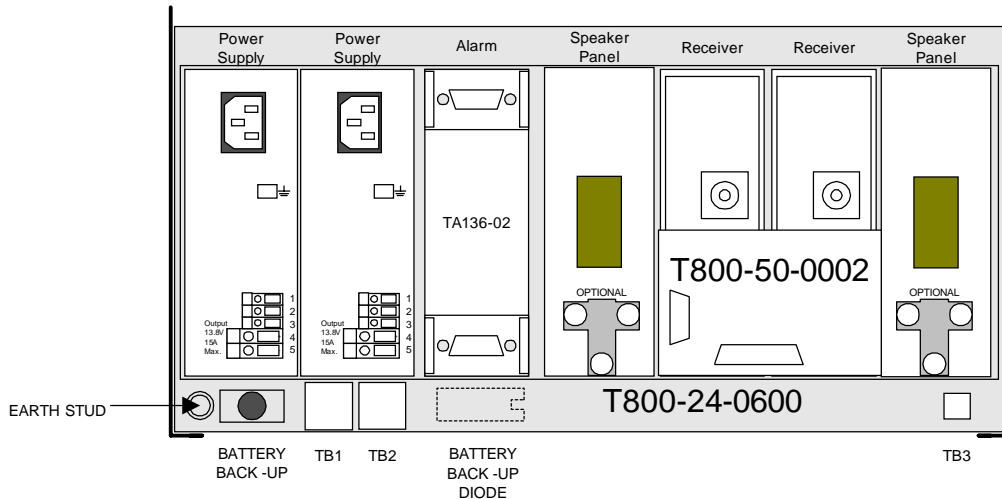
Rack "Items Supplied as Standard" does not include modules other than those listed on the drawing.

(Receiver, transmitter, PA, power supply, etc. must be ordered separately.)

FRONT VIEW



REAR VIEW



ITEMS SUPPLIED AS STANDARD		
PART NUMBER	DESCRIPTION	QTY
T800-24-0004	RACK, FRAME ONLY, ASSEMBLED, BATTERY BACK-UP	1
T800-41-0002	DOUBLE GUIDE KIT	1
T800-43-0000	GUIDE KIT T1500/300 DOUBLE 'D'	1
T800-44-0000	T800 PS GUIDE KIT	2
T800-15-0000	SPEAKER / PROGRAM PANEL	1
T800-40-0000	FIXING KIT ONLY	1
T800-40-0001	BLANKING BRACKET / FRONT PANEL	1
T800-50-0002	BACKPLANE	1
316-06615-00	BLANKING FRONT PANEL ONLY	2
X800-24-0600	RACK KIT	1
W800-24-0600	WIRING KIT	1



TAIT
Radio Communications
Christchurch
New Zealand

Version	Drawn	Checked	Date
4	Parts list added	AMM	18/3/99
3	Alarm panel added	AMM	20/1/99
2	Change of Title	AMM	ABB 14/12/98
1	Original	AMM	ABB 20/10/98

TITLE:
RACK, QS TX MON AC
(2RX + 2PSU + ALARM)

DRAWING: T800-24-0600

T800-24-0601

Dual channel Quasi Sync monitoring receivers, with AC power .

Operational Characteristics

- Quasi Sync working
- Single channel
- Speaker / Programming panel
- DC line fuse
- Earth stud
- Backplane interface

Power Supply Options

x =

- 0 AC only
- 1 External DC only
- 2 AC and External DC
- 3 AC and Battery
- 4 External DC and Battery
- 5 AC and External DC and Battery

Configuration Options

- Coaxial Relay
- Fans - single or double

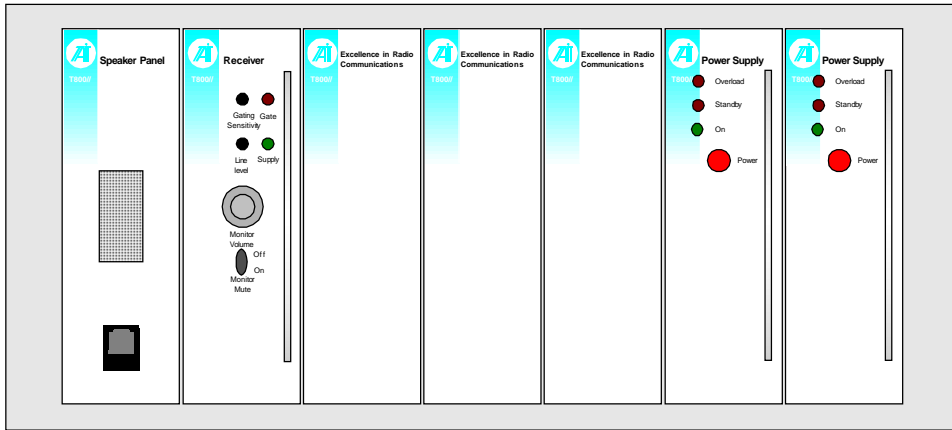
Mechanical Characteristics

- 5 Rack Units x 19" rack to house up to 7 modules
- Size
 - Height - 222mm
 - Width - 482mm
 - Depth - 322mm plus 50mm clearance space
- Weight – (rackframe with modules shown)
 - 2 PSU + 2 Rx – 13.7kg
 - 2 PSU + 1 Rx – 10.95kg

Rack “Items Supplied as Standard” does not include modules other than those listed on the drawing.

(Receiver, transmitter, PA, power supply, etc. must be ordered separately.)

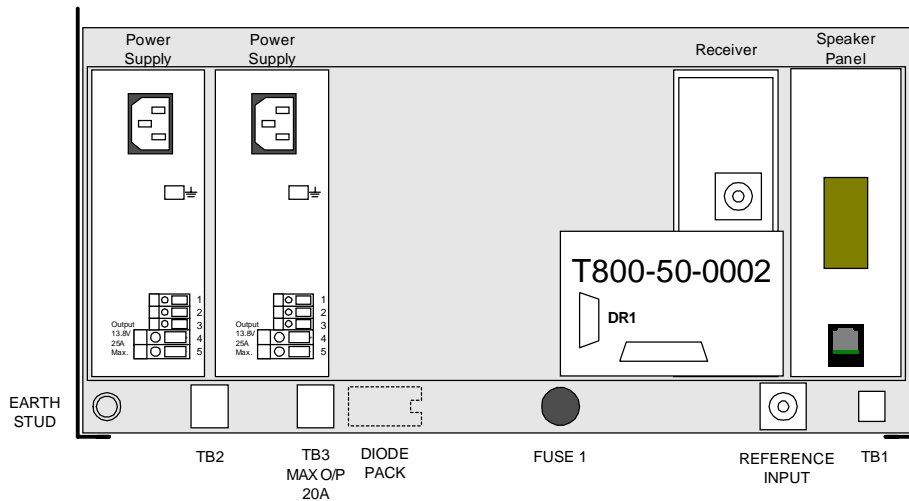
FRONT VIEW



OPTIONAL
RECEIVER

OPTIONAL
SPKR/PROG
PANEL

REAR VIEW



ITEMS SUPPLIED AS STANDARD			
PART NUMBER	DESCRIPTION	QTY	REFERENCE
T800-24-0004	RACK, FRAME ONLY, ASSEMBLED	1	SECTION 4
T800-41-0002	DOUBLE GUIDE KIT	1	SECTION 4
T800-44-0000	T800 PS GUIDE KIT	2	SECTION 4
T800-15-0000	SPEAKER / PROGRAM PANEL	1	SECTION 8
T800-40-0001	BLANK PANEL AND FIXING KIT	1	SECTION 8
T800-40-0000	FIXING KIT ONLY	2	SECTION 8
T800-50-0002	BACKPLANE	1	SECTION 5
X800-24-0601	STANDARD LOOM ASSEMBLY	1	SECTION 3
W800-24-0601	WIRING KIT	1	
316-06615-00	BLANK PANEL	2	



TAIT

Radio Communications

Christchurch

New Zealand

1	Original	AMM	ABB	22/10/99	
Version		Drawn	Checked	Date	

TITLE:

RACK, QS MON, AC (2RX + 2PSU)

DRAWING: T800-24-0601

T800-25-0000

A single 25W channel, housed in a portable case with sealed lead acid batteries.

Operational Characteristics

- Single channel
- Up to 25W output
- DC only operation - Batteries and external DC supply input
- Speaker / Programming panel
- DC line fuse
- Backplane interface
- Battery Isolation Switch

Configuration Options

- Channel Panel
- Duplexer
- Coaxial Relay
- Antenna

Mechanical Characteristics

- Portable case to house up to 4 modules
- Top Mounting Duplexer Tray
- Size

	Case Only	with Handles and Connectors
Height -	242mm	305mm
Width -	255mm	300mm
Depth -	460mm	460mm

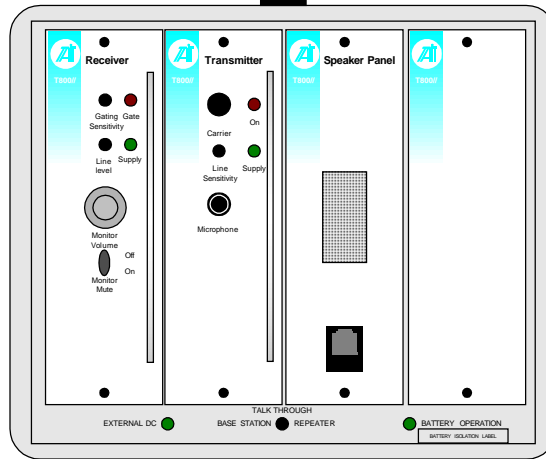
- Weight – (rackframe with modules shown)
15.85kg

CAUTION: If operating above 15 Watts, front and rear covers must be removed.

Rack “Items Supplied as Standard” does not include modules other than those listed on the drawing.

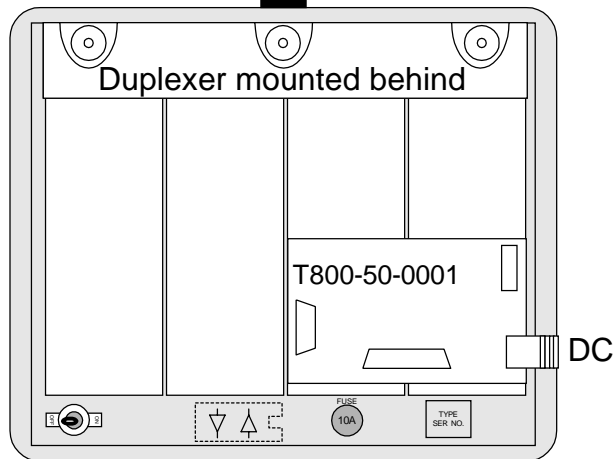
(Receiver, transmitter, PA, power supply, etc. must be ordered separately.)

FRONT VIEW



T8n5 -nn-0200 T8n6 -nn-0200 T800-15-0000
 SPKR/PROG PNL
 or
 TA087-01-0000
 100 CHANNEL
 CHANNEL PANEL
 or
 TA387-01-0000
 10 CHANNEL
 CHANNEL PANEL

REAR VIEW



ITEMS SUPPLIED AS STANDARD			
PART NUMBER	DESCRIPTION	QTY	REFERENCE
T991-05-0100	CASE, PORTABLE REPEATER - 0100 VERSION	1	SECTION 4
T800-41-0002	DOUBLE GUIDE KIT	1	SECTION 4
T800-40-0001	BLANK PANEL AND FIXING KIT	1	SECTION 4
T800-15-0000	SPEAKER / PROGRAM PANEL	1	SECTION 8
T800-40-0000	FIXING KIT ONLY	1	SECTION 4
T800-50-0001	BACKPLANE	1	SECTION 5
290-00010-48	BATTERY SEALED LEAD ACID 12V 6.5A	2	
X800-25-0000	STANDARD LOOM ASSEMBLY	1	
W800-25-0000	WIRING LIST T800-25-0000	1	



TAIT
 Radio Communications
 Christchurch
 New Zealand

Version	Description	Drawn	Checked	Date
4	Reference added	AMM	ABB	26/8/99
3	Battery details added	AMM	ABB	30/6/99
2	Diode pack alignment corrected	AMM	ABB	2/6/99
1	Original	AMM	ABB	4/3/99

TITLE: T800-25-0000 PORTABLE

DRAWING: T800-25-0000

T800-25-0001

A single 25W channel, housed in a portable case with sealed lead acid batteries. This unit can use an external AC power source.

Operational Characteristics

- Single channel
- Up to 25W output
- AC and DC operation - Batteries, external AC and DC supply input
- Speaker / Programming panel
- DC line fuse
- Backplane interface
- Battery Isolation Switch
- Talk Through Switch

Configuration Options

- Channel Panel
- Duplexer
- Coaxial Relay
- Antenna

Mechanical Characteristics

- Portable case to house up to 4 modules
- Top Mounting Duplexer Tray
- Size

	Case Only	with Handles and Connectors
Height -	242mm	305mm
Width -	255mm	300mm
Depth -	460mm	460mm

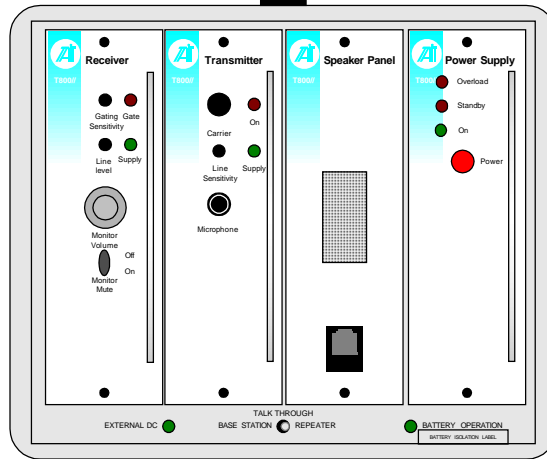
- Weight – (rackframe with modules shown)
18.3kg

CAUTION: If operating above 15 Watts, front and rear covers must be removed.

Rack “Items Supplied as Standard” does not include modules other than those listed on the drawing.

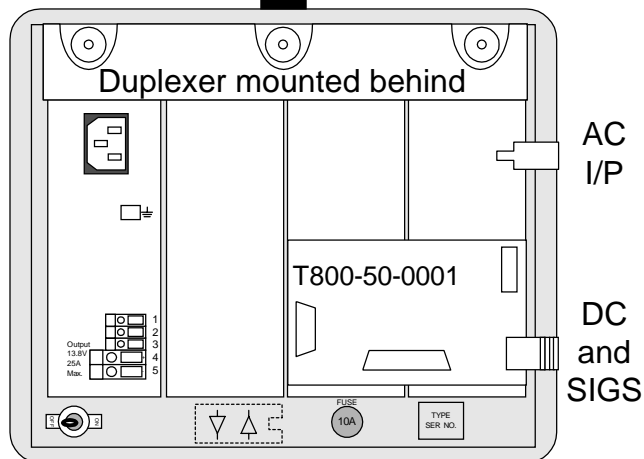
(Receiver, transmitter, PA, power supply, etc. must be ordered separately.)

FRONT VIEW



T8n5 -nn-0200 T8n6 -nn-0200 T800-15-0000
 SPKR/PROG PNL
 or
 TA087-01-0000
 100 CHANNEL
 CHANNEL PANEL
 or
 TA387-01-0000
 10 CHANNEL
 CHANNEL PANEL

REAR VIEW



ITEMS SUPPLIED AS STANDARD			
PART NUMBER	DESCRIPTION	QTY	REFERENCE
T991-05-0100	CASE, PORTABLE REPEATER - 0100 VERSION	1	SECTION 4
T800-41-0002	DOUBLE GUIDE KIT	1	SECTION 4
T800-44-0000	T800 PS GUIDE KIT	1	SECTION 4
T800-15-0000	SPEAKER / PROGRAM PANEL	1	SECTION 8
T800-40-0000	FIXING KIT ONLY	1	SECTION 4
T800-50-0001	BACKPLANE	1	SECTION 5
290-00010-48	BATTERY SEALED LEAD ACID 12V 6.5A	2	
X800-25-0000	STANDARD LOOM ASSEMBLY	1	
W800-25-0000	WIRING LIST T800-25-0000	1	



TAIT
 Radio Communications
 Christchurch
 New Zealand

4	Reference added	AMM	ABB	26/8/99
3	Battery details added	AMM	ABB	30/6/99
2	Diode pack alignment corrected	AMM	ABB	1/6/99
1	Original	AMM	ABB	5/3/99
Version		Drawn	Checked	Date

TITLE: T800-25-0001 PORTABLE

DRAWING: T800-25-0001

T800-25-0002

A single channel with up to 50W output, housed in a portable case with no batteries. This unit can use external AC or DC power source.

Operational Characteristics

- Single channel
- Up to 50W output
- AC and DC operation - External AC and DC supply input
- DC line fuse
- Backplane interface
- Battery Isolation Switch
- Talk Through Switch

Configuration Options

- Channel Panel
- Duplexer
- Coaxial Relay
- Antenna

Mechanical Characteristics

- Portable case to house up to 4 modules
- Top Mounting Duplexer Tray
- Size

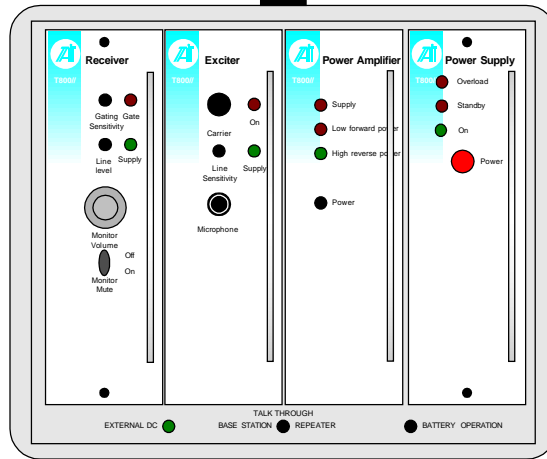
	Case Only	with Handles and Connectors
Height -	242mm	305mm
Width -	255mm	300mm
Depth -	460mm	460mm

- Weight – (rackframe with modules shown)
 - 25W - 12.55kg
 - 50W - 15.9kg

CAUTION: If operating above 15 Watts, front and rear covers must be removed.

**Rack “Items Supplied as Standard” does not include modules other than those listed on the drawing.
(Receiver, transmitter, PA, power supply, etc. must be ordered separately.)**

FRONT VIEW



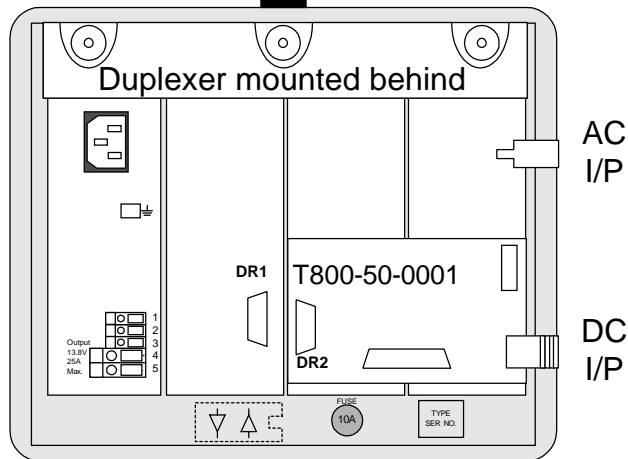
OPTIONAL BLANK PANEL or OPTIONS PANEL

OPTIONAL TRANSMITTER

T800-15-0000 SPKR/PROG PNL or TA087-01-0000 100 CHANNEL CHANNEL PANEL or TA387-01-0000 10 CHANNEL CHANNEL PANEL

T800-15-0000 SPKR/PROG PNL or TA087-01-0000 100 CHANNEL CHANNEL PANEL or TA387-01-0000 10 CHANNEL CHANNEL PANEL

REAR VIEW



ITEMS SUPPLIED AS STANDARD			
PART NUMBER	DESCRIPTION	QTY	REFERENCE
T991-05-0100	CASE, PORTABLE REPEATER - 0100 VERSION	1	SECTION 4
T800-41-0002	DOUBLE GUIDE KIT	1	SECTION 4
T800-44-0000	T800 PS GUIDE KIT	1	SECTION 4
T800-45-0000	PA (50W) GUIDE KIT	1	SECTION 4
T800-50-0001	BACKPLANE	1	SECTION 5
X800-25-0002	RACK KIT	1	
W800-25-0002	WIRING LIST T800-25-0002	1	



TAIT
Radio Communications
Christchurch
New Zealand

2	Reference added	AMM	ABB	26/8/99
1	Original	AMM	ABB	4/6/99
Version		Drawn	Checked	Date

TITLE:
PORTABLE REPEATER <=50W
X-DC + AC (NO BATT)

DRAWING: T800-25-0002

T800-27-0x00

A dual channel rack with 25 Watt per channel maximum output and Tone Remote / Alarm outputs.

Operational Characteristics

- Dual channel
- Up to 25W output
- Speaker / Programming panel
- Remote / Alarm Panel
- DC line fuse
- Earth stud
- Backplane interface

Power Supply Options

- x = 0 AC only
- x = 1 External DC only
- x = 2 AC and External DC
- x = 3 AC and Battery
- x = 4 External DC and Battery
- x = 5 AC and External DC and Battery

Configuration Options

- Coaxial Relay
- Fans - single or double
- Interfaces to Changeover Module TA703-00-xxxx using TA703-11-0011 installation kit
- microphone
- DC converter

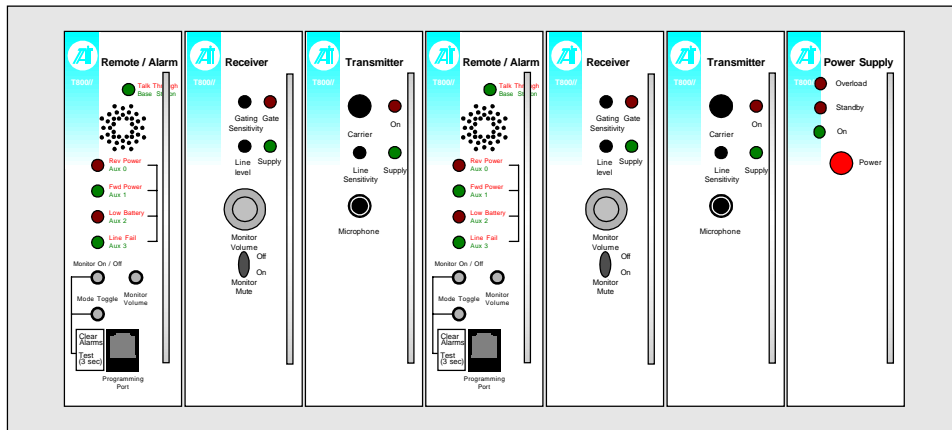
Mechanical Characteristics

- 5 Rack Units x 19" rack to house up to 7 modules
- Size
 - Height - 222mm
 - Width - 482mm
 - Depth - 322mm plus 50mm clearance space
- Weight – (rackframe with modules shown)
 - 25W - 20.25kg

Rack “Items Supplied as Standard” does not include modules other than those listed on the drawing.

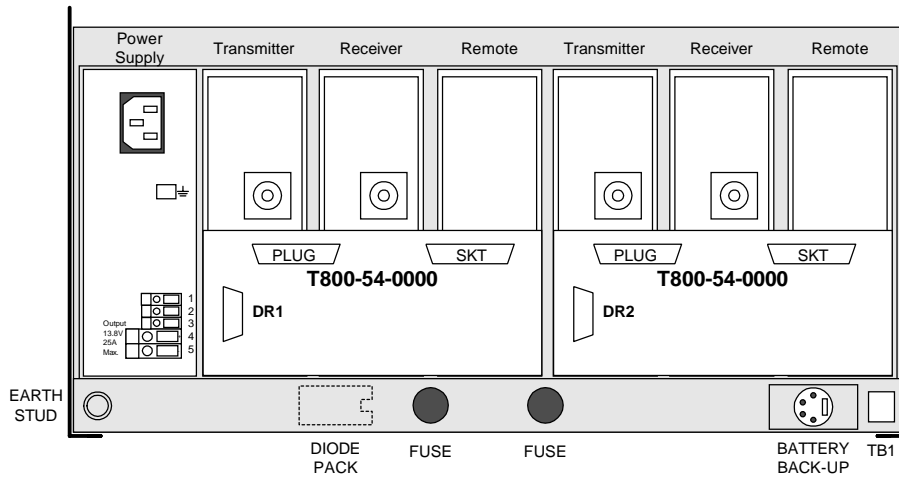
(Receiver, transmitter, PA, power supply, etc. must be ordered separately.)

FRONT VIEW



OPTIONAL
BLANK

REAR VIEW



REFER TO SECTION 3
OF THE
REFERENCE GUIDE
FOR
POWER RAIL OPTIONS

OUTPUT
ONLY 13.8V
MAX.
2 AMPS

ITEMS SUPPLIED AS STANDARD			
PART NUMBER	DESCRIPTION	QTY	REFERENCE
T800-11-0004	RACK, FRAME ONLY, ASSEMBLED 2 BATT BACK-UP	1	SECTION 4
T800-41-0003	TRIPLE GUIDE KIT	2	SECTION 4
T800-44-0000	T800 PS GUIDE KIT	1	SECTION 4
T800-54-0000	BACKPLANE RACK REMOTE	2	SECTION 5
X800-93-0001	POWER RAIL (STANDARD)	1	SECTION 3



TAIT

Radio Communications
Christchurch
New Zealand

Version	Drawn	Checked	Date
4			
3	Drg name changed	AMM	ABB 26/11/99
2	Drg No changed, Ref added	AMM	ABB 26/8/99
1	Original	AMM	ABB 20/10/98

TITLE:

RACK, DUAL 2X25W, (REMOTE

DRAWING: T800-27-0x00 RACKFRAME

T800-27-0x01

A single channel rack with 100 Watt maximum output, Tone Remote / Alarm outputs and AC power supply.

Operational Characteristics

- Single channel
- Up to 100W output
- Speaker / Programming panel
- Remote / Alarm Panel
- DC line fuse
- Earth stud
- Backplane interface

Power Supply Options

- x = 0 AC only
- x = 1 External DC only
- x = 2 AC and External DC
- x = 3 AC and Battery
- x = 4 External DC and Battery
- x = 5 AC and External DC and Battery

Configuration Options

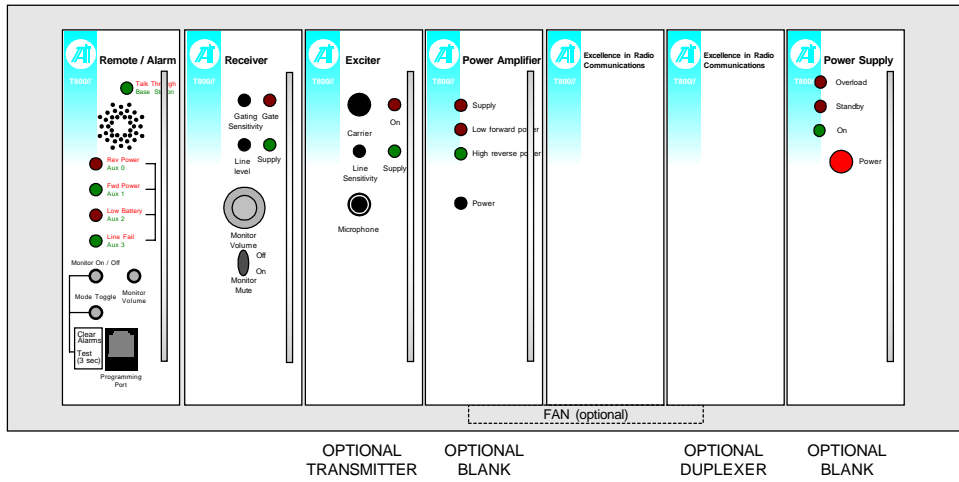
- Duplexer
- Coaxial Relay
- Fans - single or double
- Interfaces to Changeover Module TA703-00-xxxx using TA703-11-0011 installation kit
- microphone
- DC converter

Mechanical Characteristics

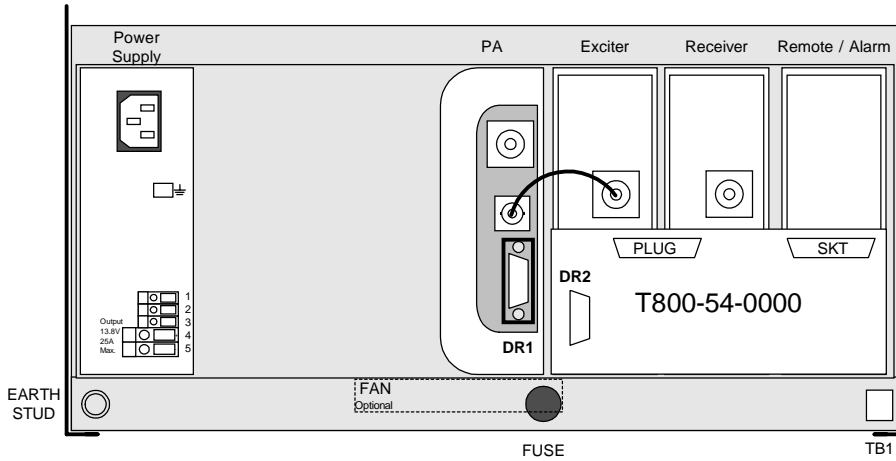
- 5 Rack Units x 19" rack to house up to 7 modules
- Size
 - Height - 222mm
 - Width - 482mm
 - Depth - 322mm plus 50mm clearance space
- Weight – (rackframe with modules shown)
 - 25W - 12.8kg
 - 50W - 16.55kg
 - 100W - 16.9kg

**Rack "Items Supplied as Standard" does not include modules other than those listed on the drawing.
(Receiver, transmitter, PA, power supply, etc. must be ordered separately.)**

FRONT VIEW



REAR VIEW



REFER TO SECTION 3 OF THE REFERENCE GUIDE FOR POWER RAIL OPTIONS

OUTPUT ONLY 13.8V MAX 2 AMPS

ITEMS SUPPLIED AS STANDARD

PART NUMBER	DESCRIPTION	QTY	REFERENCE
T800-24-0004	RACK, FRAME ONLY, ASSEMBLED	1	SECTION 4
T800-41-0003	GUIDE TRIPLE SERIES//KIT	1	SECTION 4
T800-44-0000	T800 PS GUIDE KIT	1	SECTION 4
T800-45-0000	GUIDE PA 50W SERIES//KIT	1	SECTION 4
T800-40-0001	BLANKING BRACKET / FRONT PANEL	2	SECTION 8
X800-54-0000	T803-00-0000 BACKPLANE ASSEMBLY	1	SECTION 5
X800-90-0000	POWER RAIL (STANDARD)	1	SECTION 3



TAIT

Radio Communications
Christchurch
New Zealand

Version	Drawn	Checked	Date
3	Drg name changed	AMM	ABB 26/11/99
2	Drg No changed, Ref added	AMM	ABB 26/8/99
1	Original	AMM	ABB 1/6/99

TITLE:

RACK, SNGL<100W, (REMOTE

DRAWING:

T800-27-0x01 RACKFRAME

T800-28-0x00

A single channel rack with 100 Watt maximum output, and provision for a High Stability Oscillator to enable the Paging function.

Operational Characteristics

- Single channel - Paging
- Up to 100W output
- Speaker / Programming panel
- High Stability Oscillator
- DC line fuse
- Earth stud
- Backplane interface

Power Supply Options

- x = 0 AC only
- x = 1 External DC only
- x = 2 AC and External DC
- x = 3 AC and Battery
- x = 4 External DC and Battery
- x = 5 AC and External DC and Battery

Configuration Options

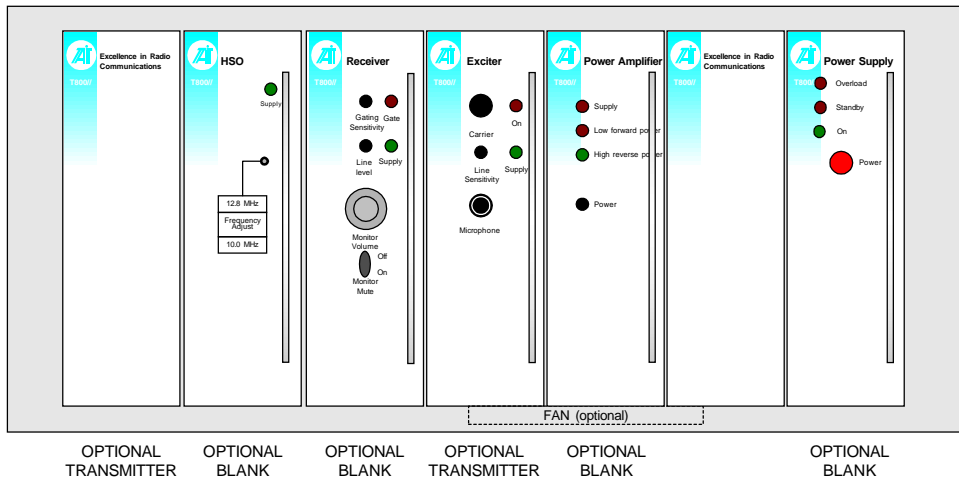
- Duplexer
- Coaxial Relay
- Fans - single or double
- Interfaces to Changeover Module TA703-00-xxxx using TA703-11-0010 installation kit
- microphone
- DC converter

Mechanical Characteristics

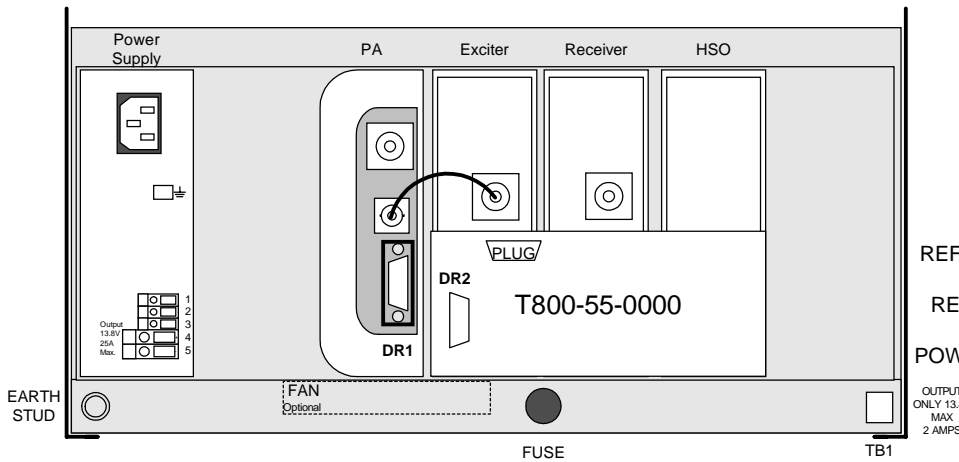
- 5 Rack Units x 19" rack to house up to 7 modules
- Size
 - Height - 222mm
 - Width - 482mm
 - Depth - 322mm plus 50mm clearance space
- Weight – (rackframe with modules shown)
 - 25W - 12.75kg
 - 50W - 16.5kg
 - 100W - 16.85kg

**Rack "Items Supplied as Standard" does not include modules other than those listed on the drawing.
(Receiver, transmitter, PA, power supply, etc. must be ordered separately.)**

FRONT VIEW



REAR VIEW



REFER TO SECTION 3 OF THE REFERENCE GUIDE FOR POWER RAIL OPTIONS

ITEMS SUPPLIED AS STANDARD			
PART NUMBER	DESCRIPTION	QTY	REFERENCE
T800-24-0004	RACK, FRAME ONLY, ASSEMBLED	1	SECTION 4
T800-41-0003	GUIDE TRIPLE SERIES// KIT	1	SECTION 4
T800-44-0000	T800 PS GUIDE KIT	1	SECTION 4
T800-45-0000	GUIDE PA 50W SERIES// KIT	1	SECTION 4
T800-40-0001	BLANKING BRACKET / FRONT PANEL	2	SECTION 8
T800-55-0000	BACKPLANE	1	SECTION 5
X800-90-0004	POWER RAIL (STANDARD)	1	SECTION 3



TAIT
Radio Communications
Christchurch
New Zealand

Version	Drawn	Checked	Date
4	Drg name changed	AMM	ABB 26/11/99
3	Drg No changed, Ref added	AMM	ABB 26/8/99
2	Speaker removed	AMM	ABB 30/6/99
1	Original	AMM	ABB 2/6/99

TITLE: RACK, SNGL<100W, (PAGING)

DRAWING: T800-28-0x00 RACKFRAME

T800-29-0x00

A dual channel rack with 25 Watt maximum output, to interface to Fylde Trunking Controller

Operational Characteristics

- Dual channel
- Up to 25W output
- Speaker / Programming panel
- DC line fuse
- Earth stud
- Backplane interface

Power Supply Options

- x = 0 AC only
- x = 1 External DC only
- x = 2 AC and External DC
- x = 3 AC and Battery
- x = 4 External DC and Battery
- x = 5 AC and External DC and Battery

Configuration Options

- Fans - single or double
- microphone
- DC converter

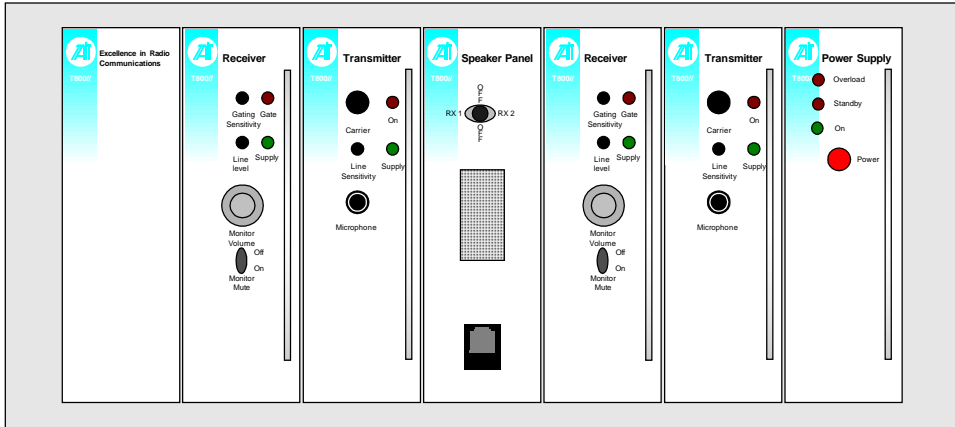
Mechanical Characteristics

- 5 Rack Units x 19" rack to house up to 7 modules
- Size
 - Height - 222mm
 - Width - 482mm
 - Depth - 322mm plus 50mm clearance space
- Weight – (rackframe with modules shown)
 - 25W - 16.05kg

Rack "Items Supplied as Standard" does not include modules other than those listed on the drawing.

(Receiver, transmitter, PA, power supply, etc. must be ordered separately.)

FRONT VIEW

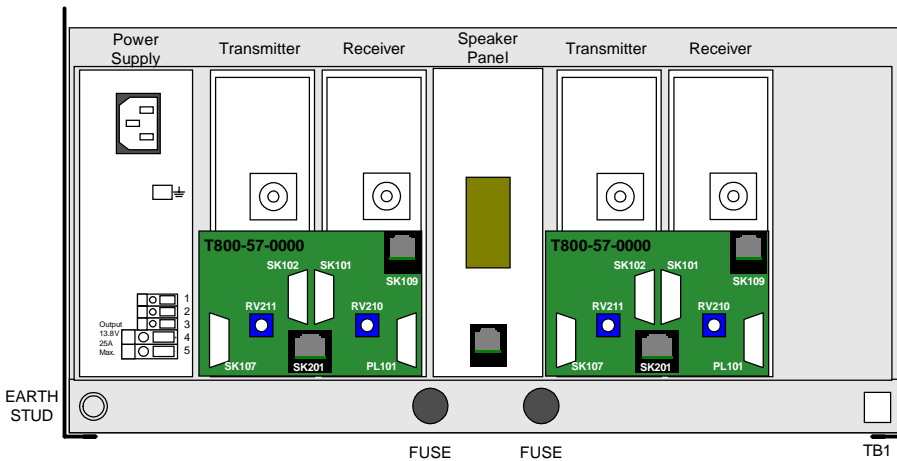


OPTIONAL
DUPLXER

OPTIONAL
DUPLXER
BEHIND SPK/PROG
PANEL

OPTIONAL
BLANK

REAR VIEW



REFER TO SECTION 3
OF THE
REFERENCE GUIDE
FOR
POWER RAIL OPTIONS

OUTPUT
ONLY 13.8V
MAX
2 AMPS

ITEMS SUPPLIED AS STANDARD

PART NUMBER	DESCRIPTION	QTY
T800-22-0004	RACK, FRAME ONLY, ASSEMBLED	1
T800-41-0002	DOUBLE GUIDE KIT	2
T800-44-0000	T800 PS GUIDE KIT	1
T800-15-0003	SPEAKER/PROGRAM PANEL WITH 3 POSITION SWITCH	1
T800-40-0000	FIXING KIT ONLY	1
T800-40-0001	BLANK PANEL AND FIXING KIT	1
T800-57-0000	BACKPLANE (FYLDE)	2
X800-90-0001	POWER RAIL (STANDARD)	1



TAIT

Radio Communications
Christchurch
New Zealand

Version	Description	Drawn	Checked	Date
2	Drawing name changed	AMM	ABB	26/11/99
1	Original	AMM	ABB	2/8/99

TITLE:

RACK, DUAL 2x25W, (FYLDE)

DRAWING:

T800-29-0x00 RACKFRAME

T800-29-0x01

A single channel rack with 100 Watt maximum output, to interface to Fylde Trunking Controller

Operational Characteristics

- Single channel
- Up to 100W output
- Speaker / Programming panel
- DC line fuse
- Earth stud
- Backplane interface

Power Supply Options

- x = 0 AC only
- x = 1 External DC only
- x = 2 AC and External DC
- x = 3 AC and Battery
- x = 4 External DC and Battery
- x = 5 AC and External DC and Battery

Configuration Options

- Fans - single or double
- microphone
- DC converter

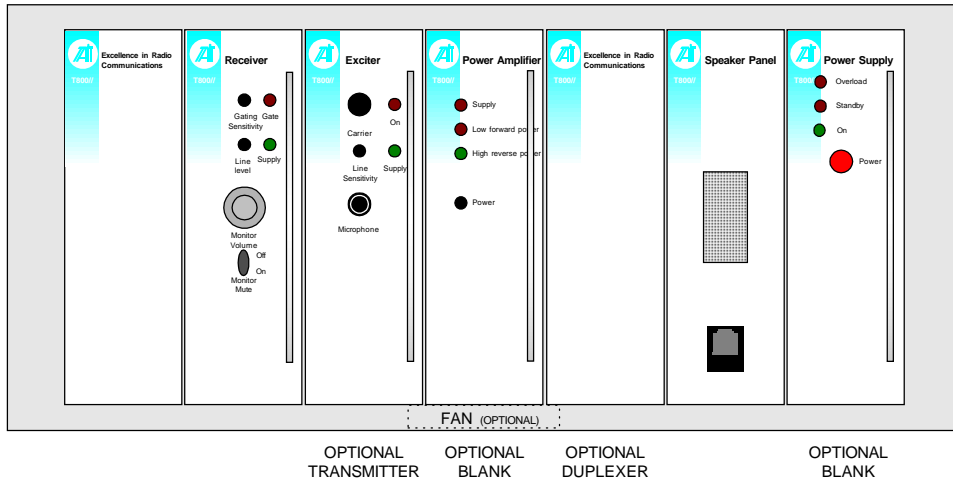
Mechanical Characteristics

- 5 Rack Units x 19" rack to house up to 7 modules
- Size
 - Height - 222mm
 - Width - 482mm
 - Depth - 322mm plus 50mm clearance space
- Weight – (rackframe with modules shown)
 - 25W - 10.7kg
 - 50W - 14.45kg
 - 100W - 14.8kg

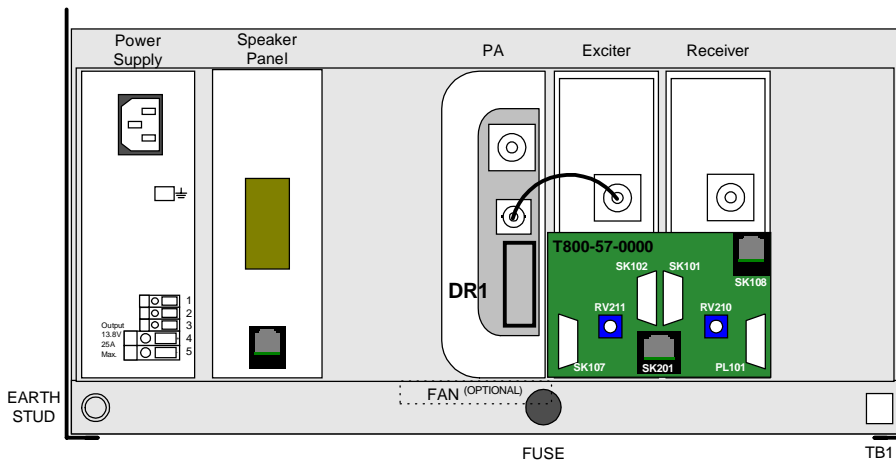
Rack "Items Supplied as Standard" does not include modules other than those listed on the drawing.

(Receiver, transmitter, PA, power supply, etc. must be ordered separately.)

FRONT VIEW



REAR VIEW



REFER TO SECTION 3 OF THE REFERENCE GUIDE FOR POWER RAIL OPTIONS

OUTPUT ONLY 13.8V MAX 2 AMPS

ITEMS SUPPLIED AS STANDARD		
PART NUMBER	DESCRIPTION	QTY
T800-22-0004	RACK, FRAME ONLY, ASSEMBLED	1
T800-41-0002	DOUBLE GUIDE KIT	1
T800-45-0001	PA (100W) GUIDE KIT	1
T800-44-0000	T800 PS GUIDE KIT	1
T800-15-0000	SPEAKER/PROGRAM PANEL	1
T800-40-0000	FIXING KIT ONLY	1
T800-40-0001	BLANK PANEL AND FIXING KIT	2
T800-57-0000	BACKPLANE (FYLDE)	1
X800-90-0000	POWER RAIL (STANDARD)	1

<p>TAIT Radio Communications Christchurch New Zealand</p>						TITLE: RACK, SNGL <=100W, (FYLDE)
	2	Drg name changed	AMM	ABB	26/11/99	
	1	Original	AMM	ABB	2/8/99	DRAWING: T800-29-0x01 RACKFRAME
	Version		Drawn	Checked	Date	

T800-29-0x02

A dual channel rack with 50 Watt maximum output, to interface to Fylde Trunking Controller.

Operational Characteristics

- Dual channel
- Up to 50W output
- Speaker / Programming panel
- DC line fuse
- Earth stud
- Backplane interface

Power Supply Options

- x = 0 AC only Not Available
- x = 1 External DC only
- x = 2 AC and External DC Not Available
- x = 3 AC and Battery Not Available
- x = 4 External DC and Battery
- x = 5 AC and External DC and Battery Not Available

Configuration Options

- Fans - single or double
- microphone
- DC converter

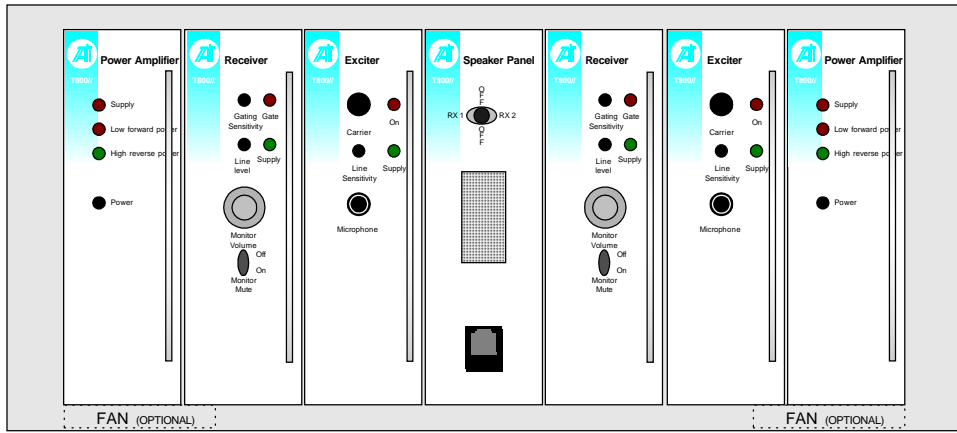
Mechanical Characteristics

- 5 Rack Units x 19" rack to house up to 7 modules
- Size
 - Height - 222mm
 - Width - 482mm
 - Depth - 322mm plus 50mm clearance space
- Weight – (rackframe with modules shown)
 - 50W - 20.7kg

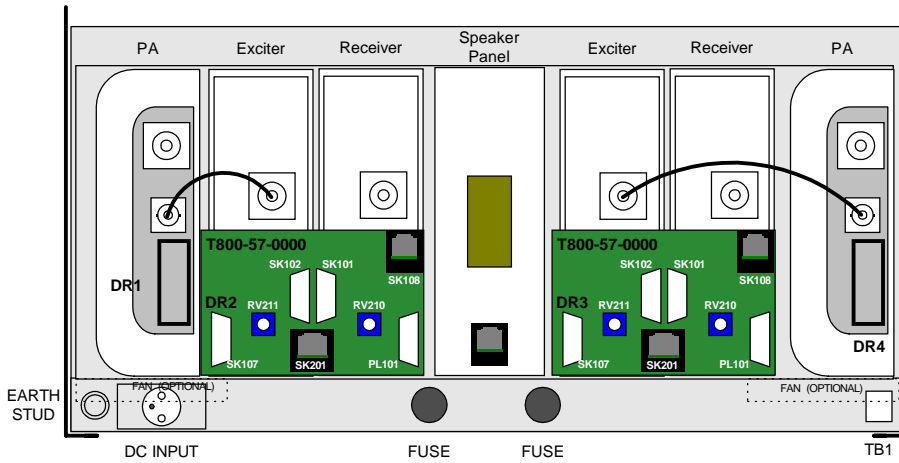
Rack "Items Supplied as Standard" does not include modules other than those listed on the drawing.

(Receiver, transmitter, PA, power supply, etc. must be ordered separately.)

FRONT VIEW



REAR VIEW



REFER TO SECTION 3
OF THE
REFERENCE GUIDE
FOR
POWER RAIL OPTIONS

OUTPUT
ONLY 13.8V
MAX
2 AMPS

ITEMS SUPPLIED AS STANDARD			
PART NUMBER	DESCRIPTION	QTY	REFERENCE
T800-11-0004	RACK, FRAME ONLY, ASSEMBLED, 2 BATTERY BACK-UP	1	SECTION 4
T800-41-0002	DOUBLE GUIDE KIT	2	SECTION 4
T800-45-0000	PA (50W) GUIDE KIT	2	SECTION 4
T800-15-0003	SPEAKER/PROGRAM PANEL WITH 3 POSITION SWITCH	1	SECTION 8
T800-40-0000	FIXING KIT ONLY	1	SECTION 4
T800-57-0000	BACKPLANE (FYLDE)	2	SECTION 5
X800-91-0002	POWER RAIL (STANDARD)	1	SECTION 3



TAIT
Radio Communications
Christchurch
New Zealand

Version	Drawn	Checked	Date
3	Drg name changed	AMM	ABB 26/11/99
2	Drg No changed, Ref added	AMM	ABB 31/8/99
1	Original	AMM	ABB 3/8/99

TITLE:
RACK, DUAL 2x50W, (FYLDE)
DRAWING: T800-29-0x02 RACKFRAME



T800 //

T800 Series //

Conventional Equipment

Reference Guide

Rack Power Supply Options

Power Supply Options

This section details the Power Supply Options for T800 Series II Conventional rackframes. The power rails have been standardised to allow versatility in the rack applications.

Not all options are available on every rack. Please contact TEL if you are unsure of the correct option.

Baan Codes

X800-90-0000RAIL<=100W,ACfor1supply
X800-91-0000RAIL<=100W,AC+X-DCfor1supply
X800-92-0000RAIL<=100W,ACfor1supply
X800-93-0000RAIL<=100W,AC+BATfor1supply
X800-94-0000RAIL<=100W,X-DC+BATfor1supply
X800-95-0000RAIL<=100W,AC+X-DC+BATfor1supply

X800-90-0001RAIL,2x25W,ACfor2supply
X800-91-0001RAIL,2x25W,AC+X-DCfor2supply
X800-92-0001RAIL,2x25W,ACfor2supply
X800-93-0001RAIL,2x25W,AC+BATfor2supply
X800-94-0001RAIL,2x25W,X-DC+BATfor2supply
X800-95-0001RAIL,2x25W,AC+X-DC+BATfor2supply

X800-90-0002RAIL,2x50W,ACfor2supply
X800-91-0002RAIL,2x50W,AC+X-DCfor2supply
X800-92-0002RAIL,2x50W,ACfor2supply
X800-93-0002RAIL,2x50W,AC+BATfor2supply
X800-94-0002RAIL,2x50W,X-DC+BATfor2supply
X800-95-0002RAIL,2x50W,AC+X-DC+BATfor2supply

X800-90-0003RAIL,COMBI,ACfor2supply
X800-91-0003RAIL,COMBI,AC+X-DCfor2supply
X800-92-0003RAIL,COMBI,ACfor2supply
X800-93-0003RAIL,COMBI,AC+BATfor2supply
X800-94-0003RAIL,COMBI,X-DC+BATfor2supply
X800-95-0003RAIL,COMBI,AC+X-DC+BATfor2supply

Power Rails Numbering System

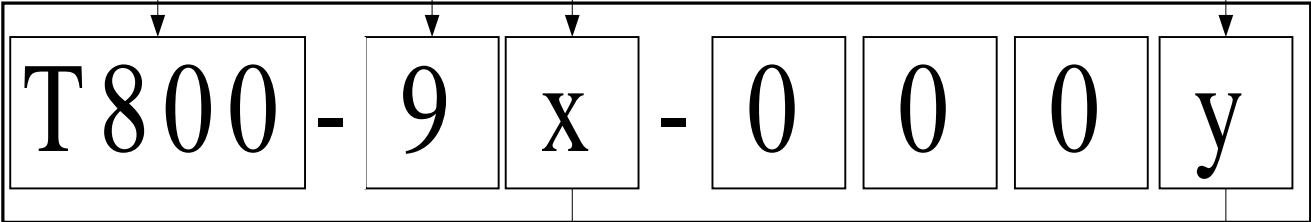
10/07/2000

System Type

Power Rail

Input Supply

Output Supply



- 0 = AC only
- 1 = External DC only
- 2 = AC and External DC
- 3 = AC and Battery
- 4 = External DC and Battery
- 5 = AC, External DC and Battery

- 0 = 1 supply, up to 100 Watts
- 1 = 2 supplies, up to 25 Watts/channel
- 2 = 2 supplies, up to 50 Watts/channel
- 3 = 2 supplies, combination 50W / 25W


AC POWER SUPPLY ONLY

X800 - 90 - 0000



EXTERNAL DC SUPPLY ONLY

X800 - 91 - 0000



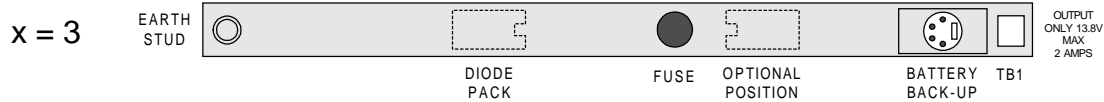
AC POWER SUPPLY AND EXTERNAL DC

X800 - 92 - 0000



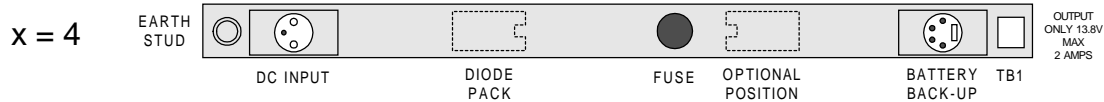
AC POWER SUPPLY AND BATTERY

X800 - 93 - 0000



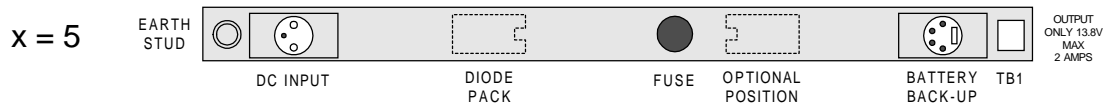
EXTERNAL DC AND BATTERY

X800 - 94 - 0000



AC POWER SUPPLY EXTERNAL DC AND BATTERY

X800 - 95 - 0000



TAIT
Radio Communications
Christchurch
New Zealand

Version	Drawn	Checked	Date
2	Diode position changed	AMM	ABB 26/10/99
1	Original	AMM	ABB 8/9/99

TITLE:
X800 - 9x - 0000
POWER RAIL OPTIONS for T800 RACKS

DRAWING: power rails.vsd



T800 //

T800 Series //

Conventional Equipment
Reference Guide

Guide Assemblies



AIT

T800 Series //

Conventional Equipment
Reference Guide

Rack Backplanes



T800 //

T800 Series //

Conventional Equipment
Reference Guide

Personality Boards



T800 //

T800 Series //

Conventional Equipment

Reference Guide

Ancillary

Modules



T800 //

T800 Series //
Conventional Equipment
Reference Guide

Modules
